



			1st place	2nd place	3rd place	5th place	7th place
1.		RUS Russia	3	2	2	4	3
2.		KOR Korea, South	3	2	1	0	0
3.		UKR Ukraine	2	2	5	2	0
4.		UZB Uzbekistan	2	1	2	3	1
5.		ALG Algeria	1	0	1	2	1
6.		GER Germany	1	0	1	0	0
7.		GEO Georgia	1	0	0	0	0
8.		GBR Great Britain		2	1	0	0
9.		JPN Japan		1	1	3	2
10.		MGL Mongolia		1	0	0	1
11.		BLR Belarus		1	0	0	0
11.		TPE Chinese Taipei		1	0	0	0
13.		BRA Brazil			4	0	3
14.		TUR Turkey			1	2	3
15.		IRI Iran			1	1	1
16.		AZE Azerbaijan			1	1	0
16.		FRA France			1	1	0
16.		KAZ Kazakhstan			1	1	0
16.		MEX Mexico			1	1	0
20.		CHN China			1	0	2
21.		HUN Hungary			1	0	0
22.		USA United States of America				2	4
23.		VEN Venezuela				1	1
24.		ESP Spain				1	0
24.		SWE Sweden				1	0
26.		ARG Argentina					1
26.		CAN Canada					1
26.		GRE Greece					1
26.		ITA Italy					1
30.		CZE Czech Republic					
30.		PUR Puerto Rico					

39 nations in this event

31 nations with places 1st-7th (= 79%)

21 nations with medals (= 54%)



-60 kg

1.	NOURA, Mouloud B3	ALG
2.	HIRAI, Takaaki B3	JPN
3.	HIROSE, Makoto B2	JPN
3.	SARIYEV, Anuar B3	KAZ
5.	BELLABAS, Mohamed Kamel B3	ALG
5.	IBRAHIMOV, Ramin B2	AZE
7.	GHOLAMI, Reza B2	IRI
7.	KARN, Justin B3	CAN

-66 kg

1.	NIGMATOV, Utkirjon B3	UZB
2.	AAJIM, Munkhbat B3	MGL
3.	KHORAVA, Davyd B2	UKR
3.	PARK, Jong Seok B2	KOR
5.	LAMRI, Sid Ali B3	ALG
5.	RUDENKO, Viktor B1	RUS
7.	FUJIMOTO, Satoshi B2	JPN
7.	MERKULOV, Artem B1	RUS

-73 kg

1.	SOLOVEY, Dmytro B2	UKR
2.	KURBANOV, Shakhban B2	RUS
3.	KOTENKO, Serhii B2	UKR
3.	MESKINE, Mehdi B3	ALG
5.	ORYNBASSAR, Kuralbay B3	KAZ
5.	SAYIDOV, Feruz B3	UZB
7.	CANNIZZARO, Simone B3	ITA
7.	RADJAI, Youcef B2	ALG

-81 kg

1.	LEE, Jung Min B2	KOR
2.	KHALILOV, Sharif B3	UZB
3.	AVILA SANCHEZ, Eduardo B3	MEX
3.	KOSINOV, Olexandr B2	UKR
5.	JONARD, Cyril B1	FRA
5.	NOURI JAFARI, Seyed Omid B2	IRI
7.	AYDIN, Serdar B3	TUR
7.	PEREIRA, Harlley Damiao B1	BRA

-90 kg

1.	GOGOTCHURI, Zviad B2	GEO
2.	INGRAM, Samuel B3	GBR
3.	BOBOEV, Shukhrat B3	UZB
3.	NAZARENKO, Olexsandr B3	UKR
5.	CROCKETT, Dartanyon B3	USA
5.	VAZQUEZ CORTIJO, Abel B3	ESP
7.	FEDIN, Vladimir B2	RUS
7.	LENCINA, Jorge B3	ARG

-100 kg

1.	SHARIPOV, Shirin B3	UZB
2.	CHOI, Gwang Geun B1	KOR
3.	ALIZADEH, Hamed B2	IRI
3.	SKELLEY, Christopher B3	GBR
5.	POMINOV, Olexsandr B2	UKR
5.	PORTER, Myles B3	USA
7.	MATSUMOTO, Yoshikazu B1	JPN
7.	PAPACHRISTOS, Theoklitos B1	GRE

+100 kg

1.	GAIDAROV, Gaidar B2	RUS
2.	HODGSON, Jack B2	GBR
3.	ARAUJO, Wilians B1	BRA
3.	PARASIUK, Aleksandr B2	RUS
5.	HAYRAN, Dursun B3	TUR
5.	MONTERO LOPEZ, William B1	VEN
7.	ANDERSON, Robert B3	USA
7.	MULHERN, Steven B3	USA



-48 kg

1.	BRUSSIG, Carmen B2	GER
2.	LEE, Kai Lin B2	TPE
3.	LIN, Shaoli B1	CHN
3.	POTAPOVA, Victoria B1	RUS
5.	HALINSKA, Yuliya B2	UKR
5.	TASIN, Ecem B2	TUR
7.	CARDOSO, Karla B3	BRA
7.	OLIANO, Luiza B1	BRA

-52 kg

1.	STEPANIUK, Alesia B2	RUS
2.	NIKOLAYCHYK, Nataliya B2	UKR
3.	BRUSSIG, Ramona B2	GER
3.	MARTINET, Sandrine B2	FRA
5.	ISHII, Ayumi B2	JPN
5.	SALAEVA, Sevinch B3	UZB
7.	CELIK, Zeynep B2	TUR
7.	LI, Biyun B2	CHN

-57 kg

1.	SEO, Ha Na B3	KOR
2.	CHERNIAK, Inna B2	UKR
3.	ARAUJO, Lucia B3	BRA
3.	SULTANOVA, Afag B2	AZE
5.	GAURGASHVILI, Zeynab B2	RUS
5.	MIWA, Junko B3	JPN
7.	BOGDANOVA, Elena B2	RUS
7.	KILIC, Gulhan B2	TUR

-63 kg

1.	JIN, Song Lee B2	KOR
2.	POZDNY SHEVA, Olga B2	RUS
3.	HUSIEVA, Iryna B2	UKR
3.	NURMETOVA, Tursunpashsha B3	UZB
5.	PERNHEIM, Nicolina B1	SWE
5.	YONEDA, Mayumi B2	JPN
7.	LIN, Shuming B2	CHN
7.	LKHAIJAV, Turuunaa B1	MGL

-70 kg

1.	CHEPURINA, Svitlana B2	UKR
2.	PARK, Hyeong B2	KOR
3.	MARTINS, Alana B2	BRA
3.	SZABO, Nikolett B2	HUN
5.	RUVALCABA ALIVAREZ, Lenia B3	MEX
5.	SAVOSTYANOVA, Tatiana B2	RUS
7.	RAHIMOVA, Gulruh B3	UZB
7.	SOAZO, Naomi B2	VEN

+70 kg

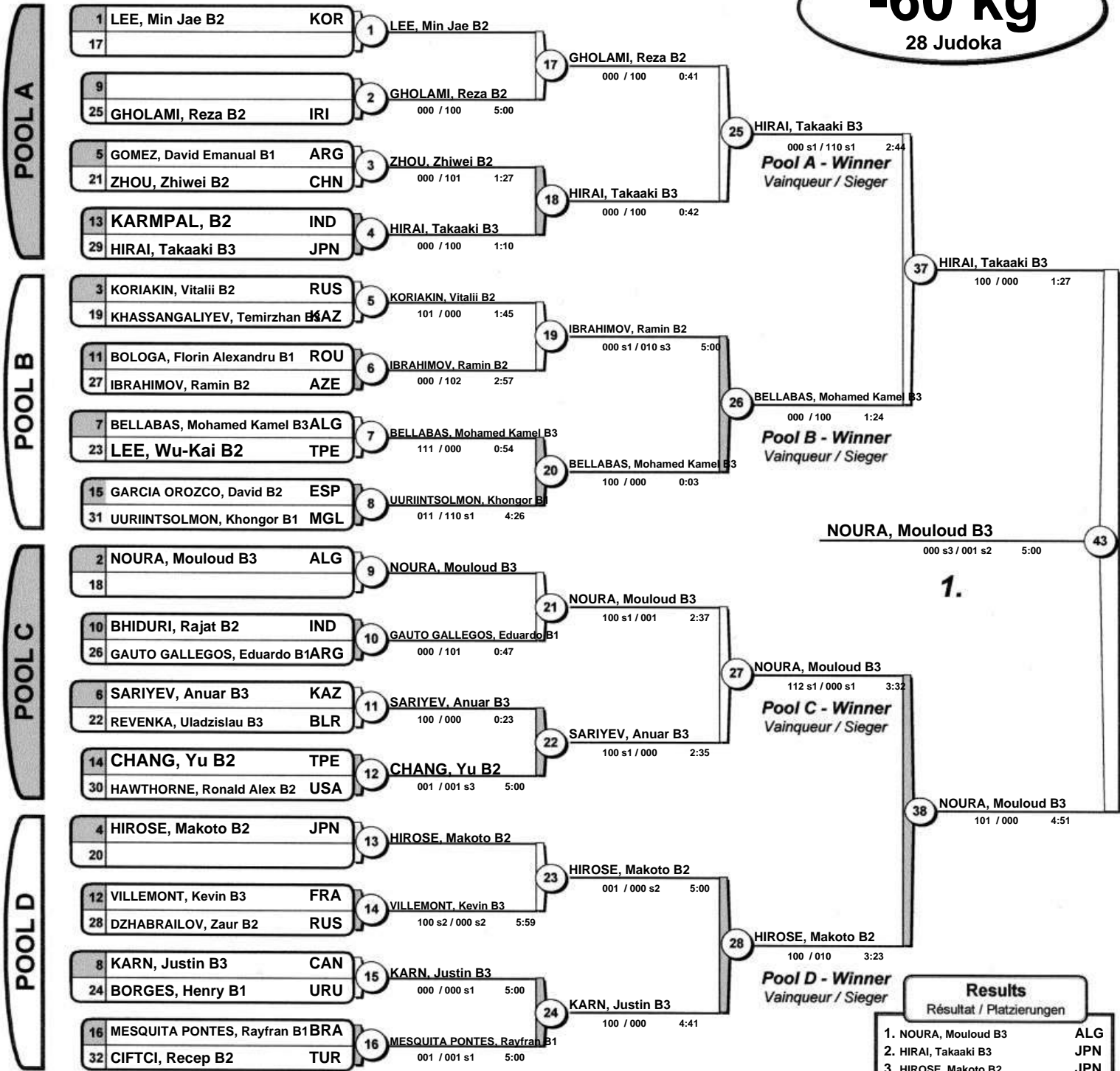
1.	KALYANOVA, Irina B3	RUS
2.	KACHAN, Arina B3	BLR
3.	SILVA DE ALMEIDA, Deanne B2	BRA
3.	TASBAG, Mesme B3	TUR
5.	ALIMOVA, Khayitjon B3	UZB
5.	GANIEVA, Svetlana B3	RUS
7.	CHUNG, Sarah B3	USA
7.	GEIS, Angela B3	USA

IBSA World Games and Judo World Championships 2015

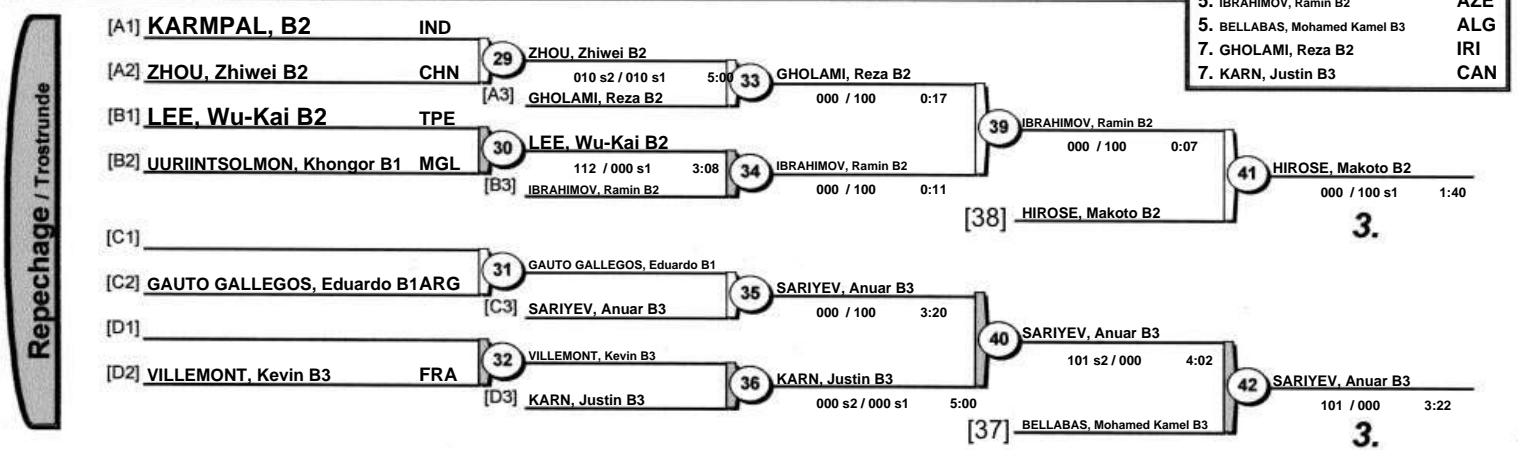
Seoul (KOR), 13-15 May 2015

-60 kg

28 Judoka



Results	
Résultat / Platzierungen	
1.	NOURA, Mouloud B3 ALG
2.	HIRAI, Takaaki B3 JPN
3.	SARIYEV, Anuar B3 KAZ
4.	HIROSE, Makoto B2 JPN
5.	IBRAHIMOV, Ramin B2 AZE
6.	BELLABAS, Mohamed Kamel B3 ALG
7.	GHOLAMI, Reza B2 IRI
8.	KARN, Justin B3 CAN

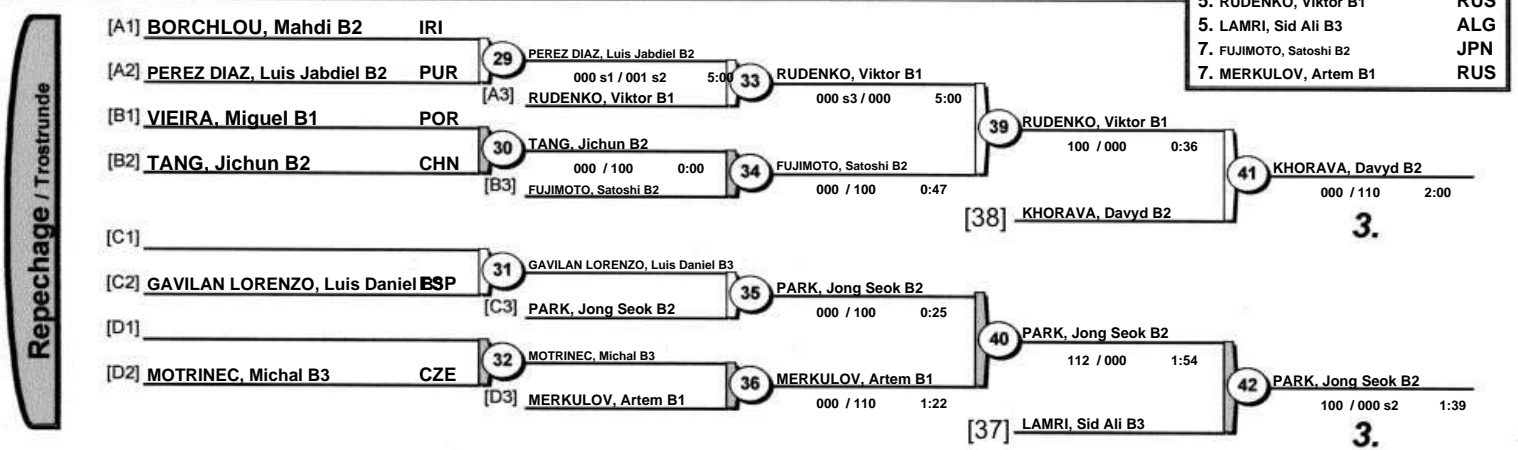
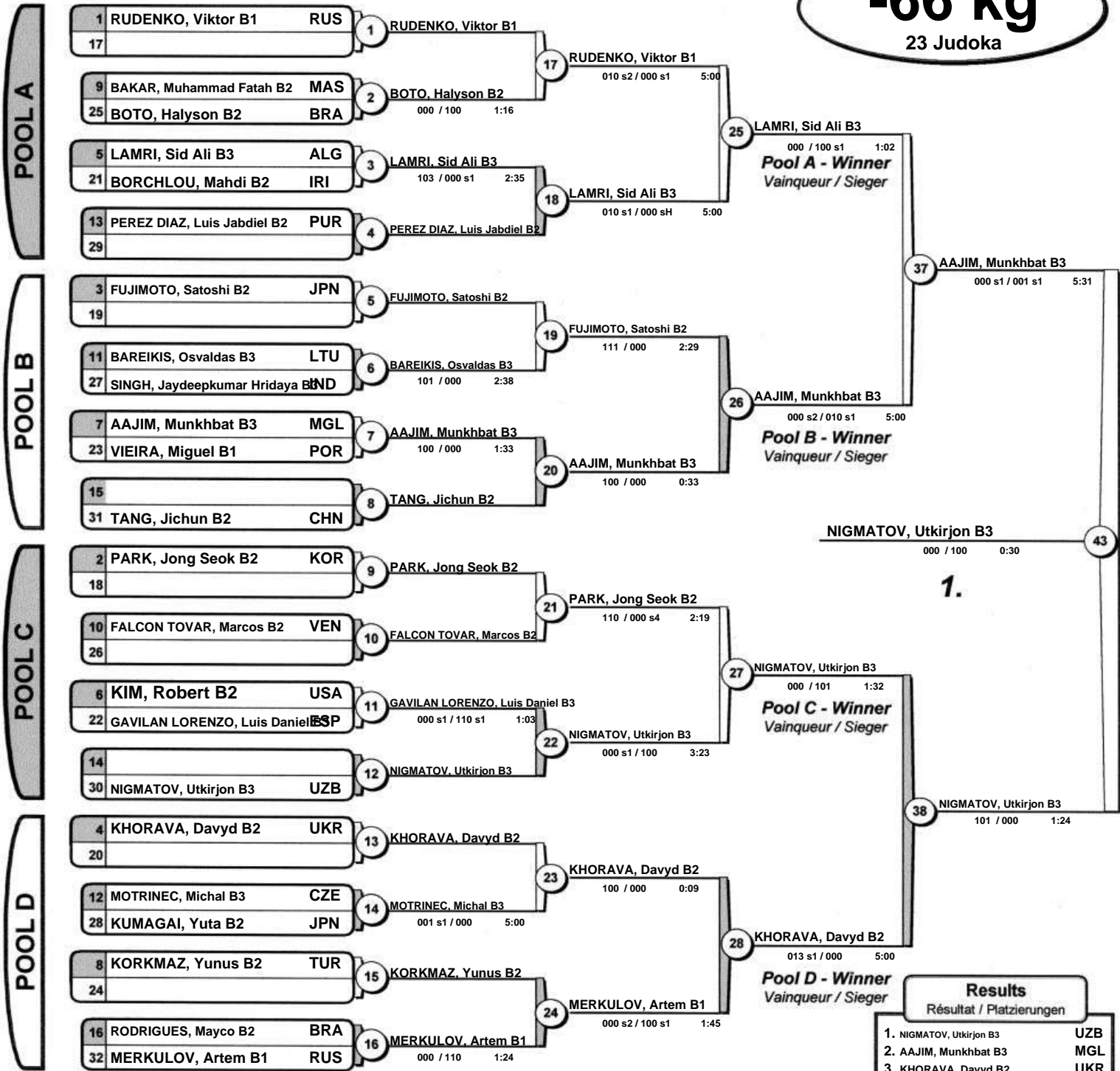


IBSA World Games and Judo World Championships 2015

Seoul (KOR), 13-15 May 2015

-66 kg

23 Judoka

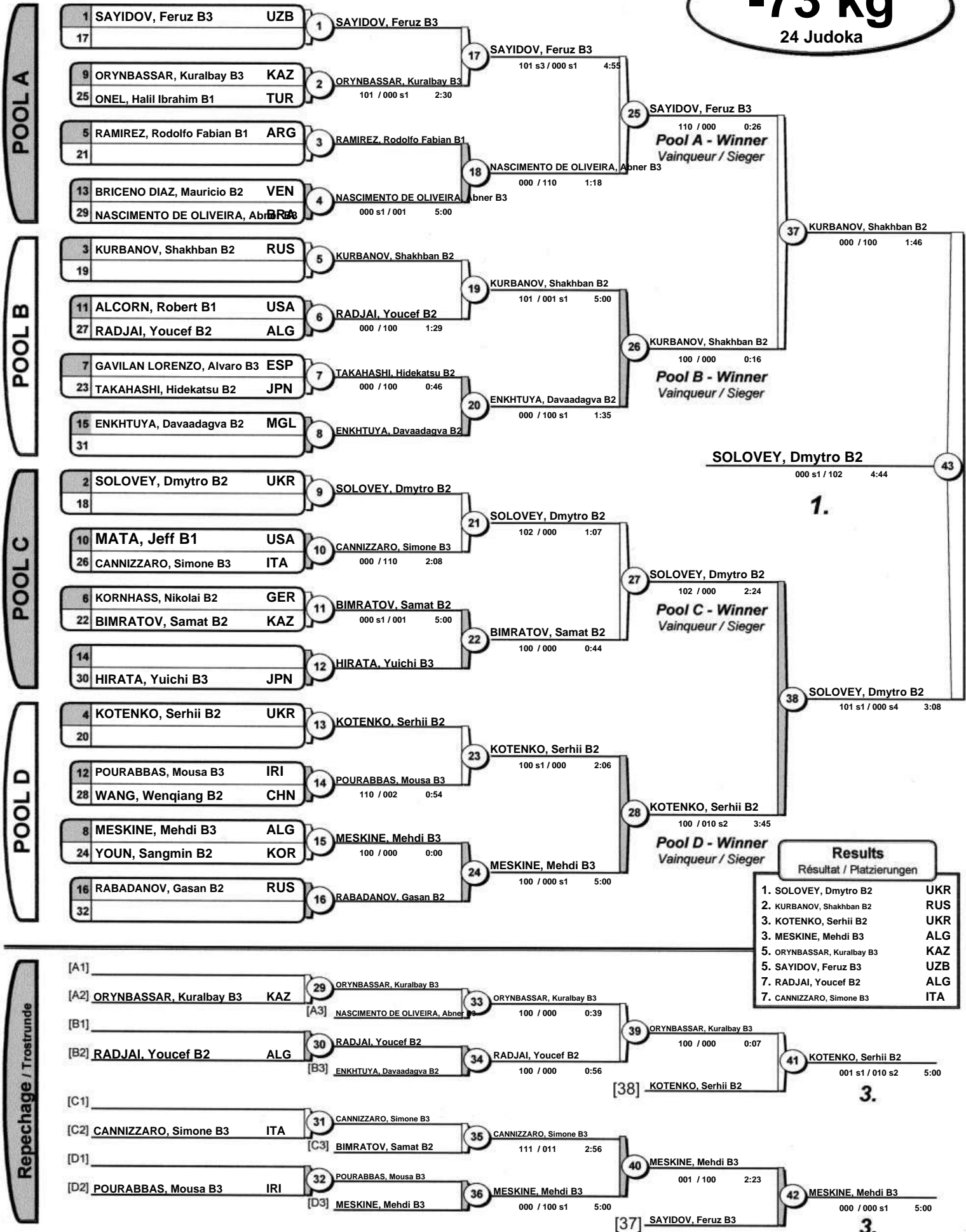


IBSA World Games and Judo World Championships 2015

Seoul (KOR), 13-15 May 2015

-73 kg

24 Judoka

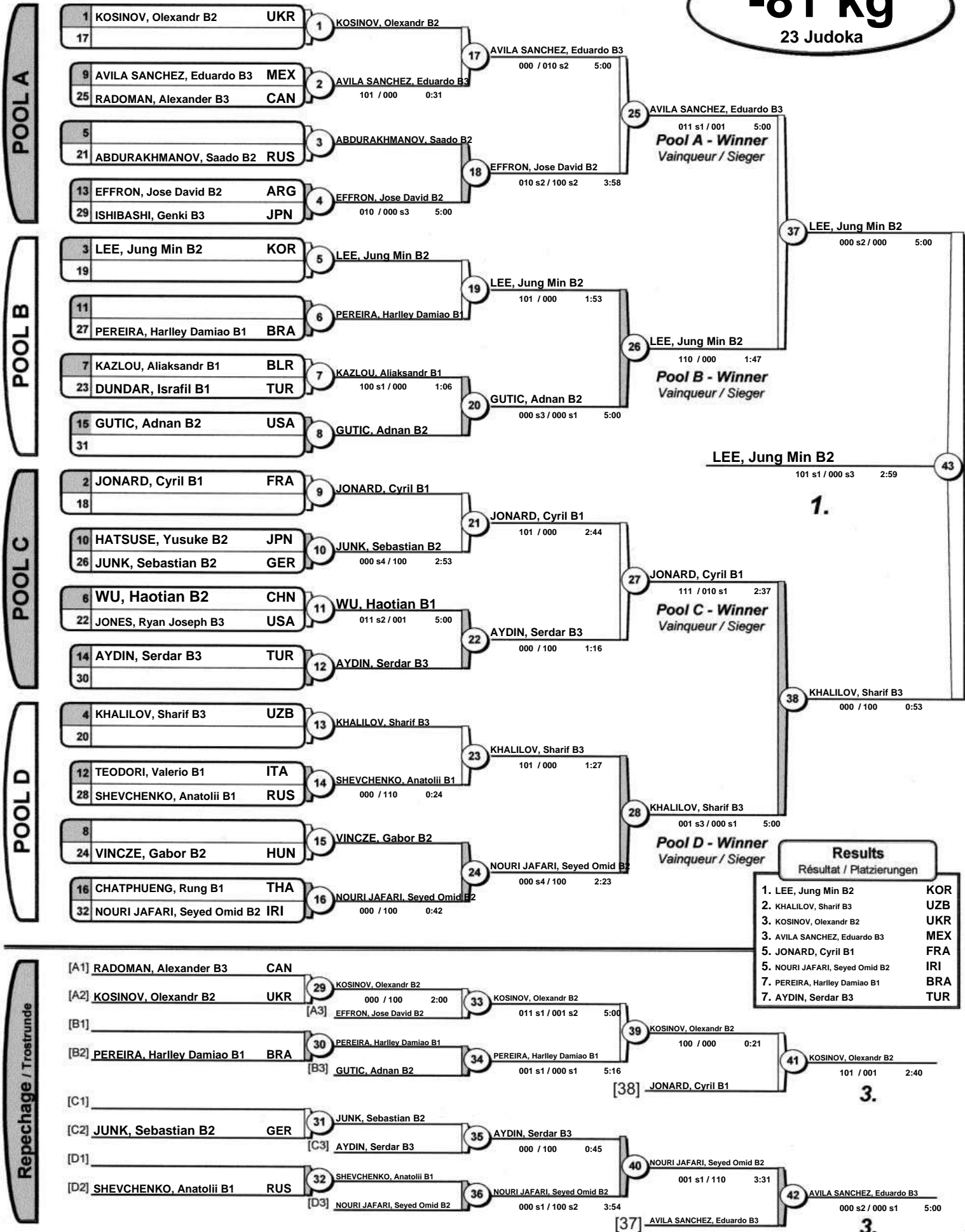


IBSA World Games and Judo World Championships 2015

Seoul (KOR), 13-15 May 2015

-81 kg

23 Judoka

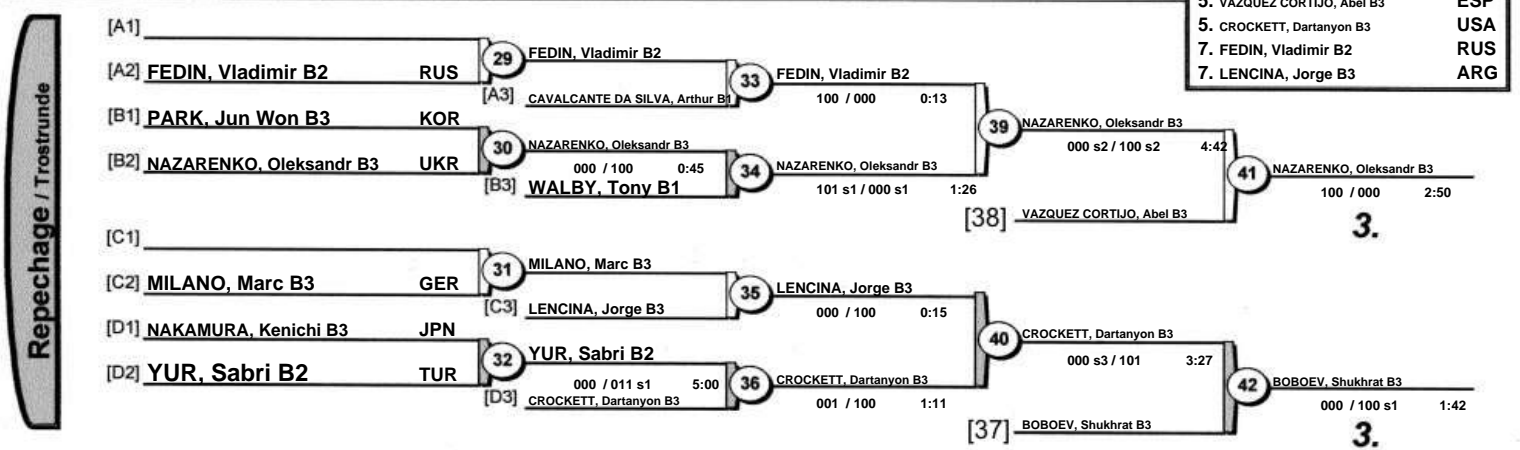
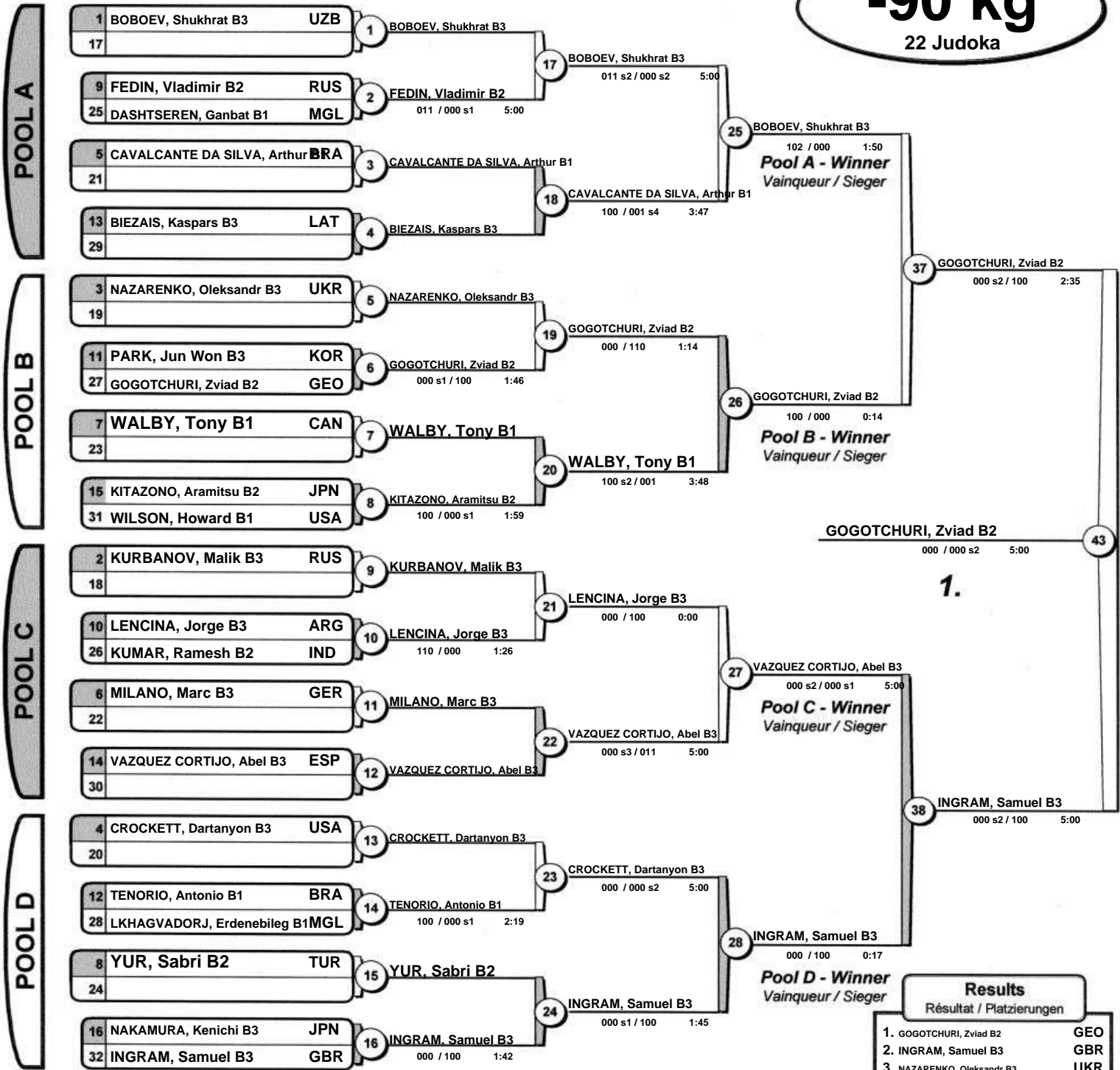


IBSA World Games and Judo World Championships 2015

Seoul (KOR), 13-15 May 2015

-90 kg

22 Judoka

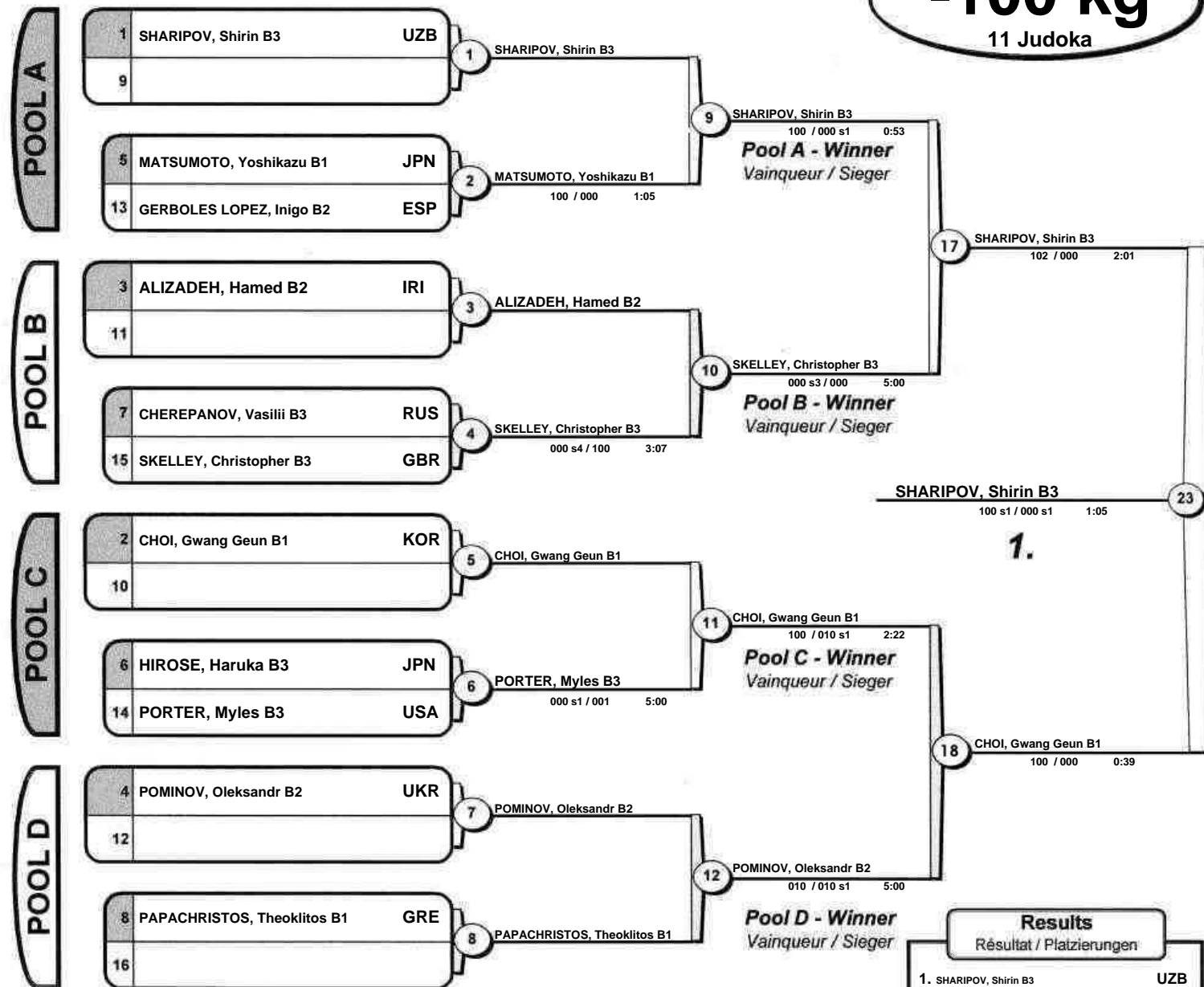


IBSA World Games and Judo World Championships 2015

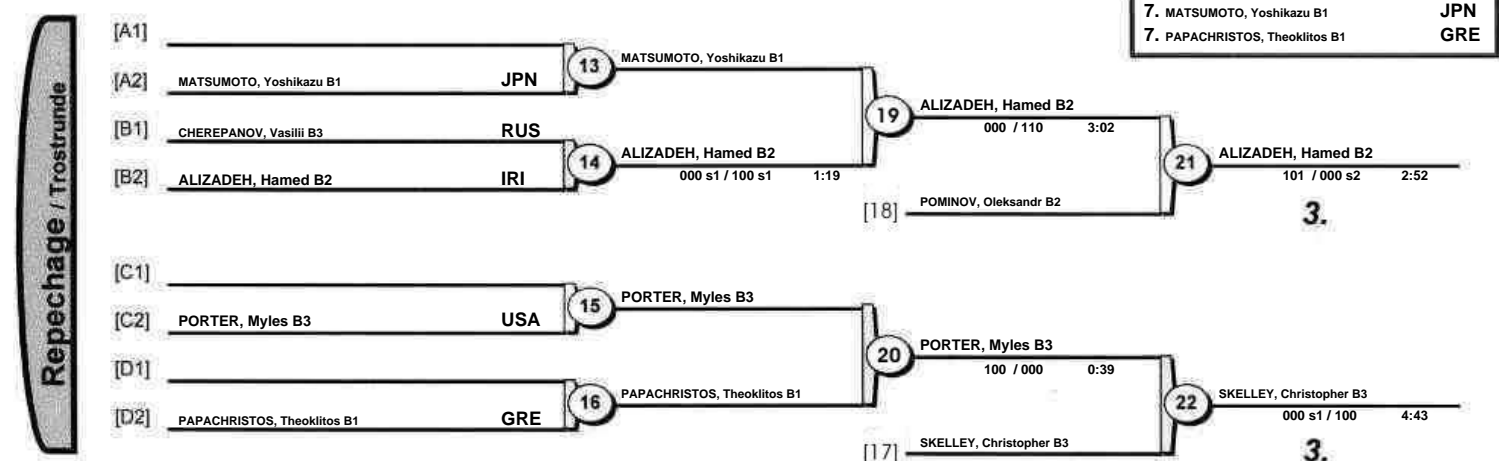
Seoul (KOR), 13-15 May 2015

-100 kg

11 Judoka



Results		
Résultat / Platzierungen		
1.	SHARIPOV, Shirin B3	UZB
2.	CHOI, Gwang Geun B1	KOR
3.	ALIZADEH, Hamed B2	IRI
3.	SKELLEY, Christopher B3	GBR
5.	POMINOV, Oleksandr B2	UKR
5.	PORTER, Myles B3	USA
7.	MATSUMOTO, Yoshikazu B1	JPN
7.	PAPACHRISTOS, Theoklitos B1	GRE

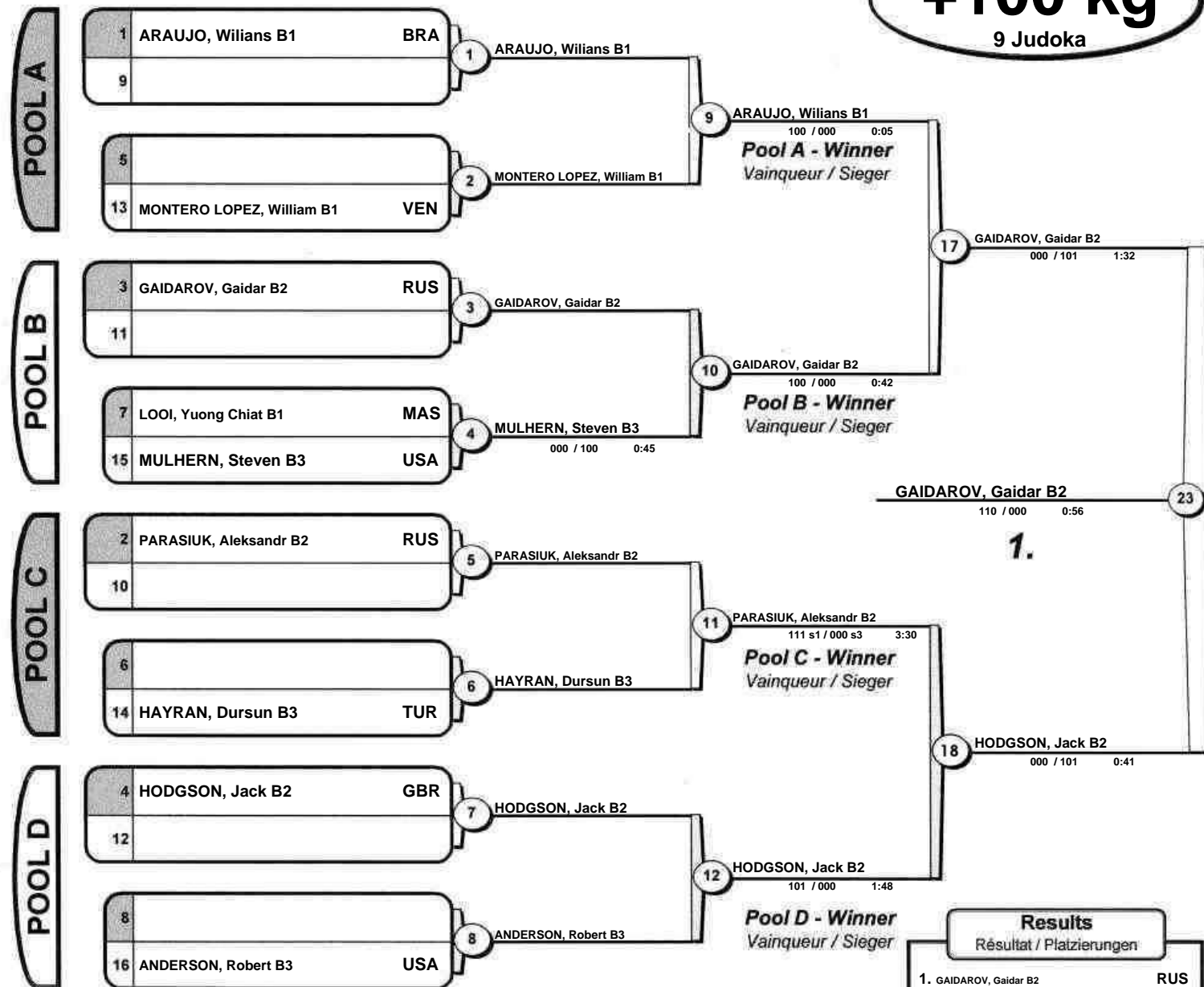


IBSA World Games and Judo World Championships 2015

Seoul (KOR), 13-15 May 2015

+100 kg

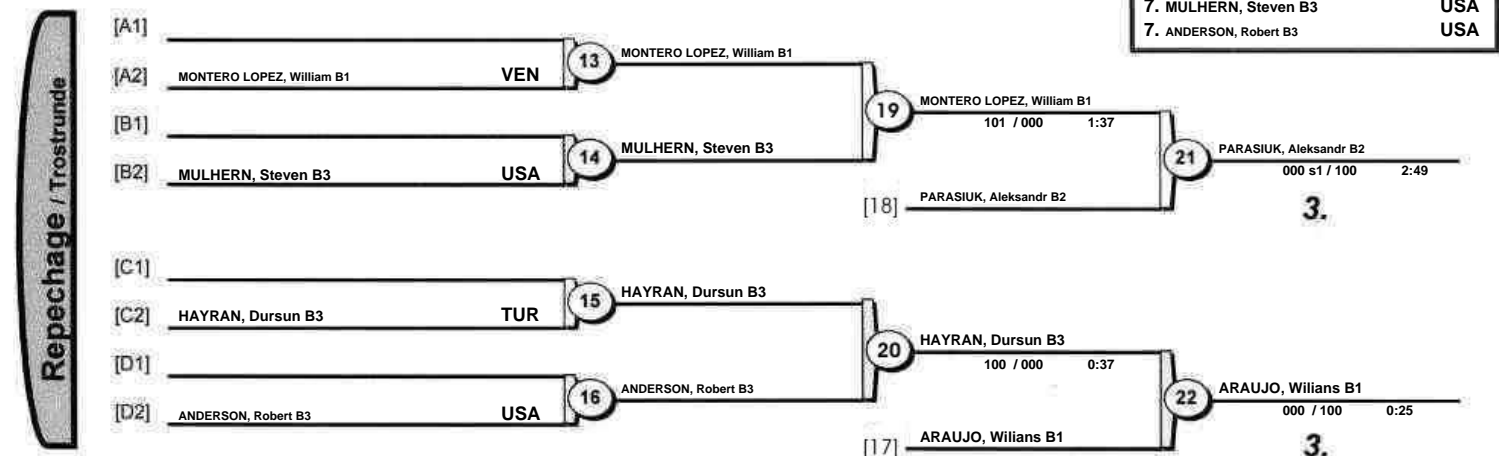
9 Judoka



Results

Résultat / Platzierungen

- | | | |
|----|---------------------------|-----|
| 1. | GAIDAROV, Gaidar B2 | RUS |
| 2. | HODGSON, Jack B2 | GBR |
| 3. | PARASIUK, Aleksandr B2 | RUS |
| 3. | ARAUJO, Wilians B1 | BRA |
| 5. | MONTERO LOPEZ, William B1 | VEN |
| 5. | HAYRAN, Dursun B3 | TUR |
| 7. | MULHERN, Steven B3 | USA |
| 7. | ANDERSON, Robert B3 | USA |

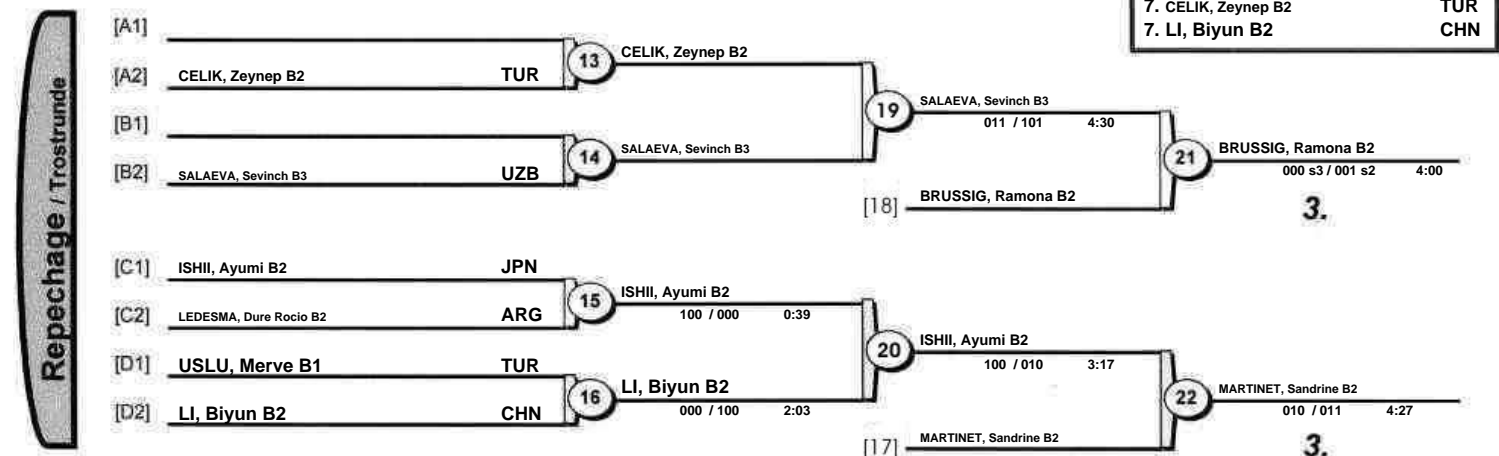
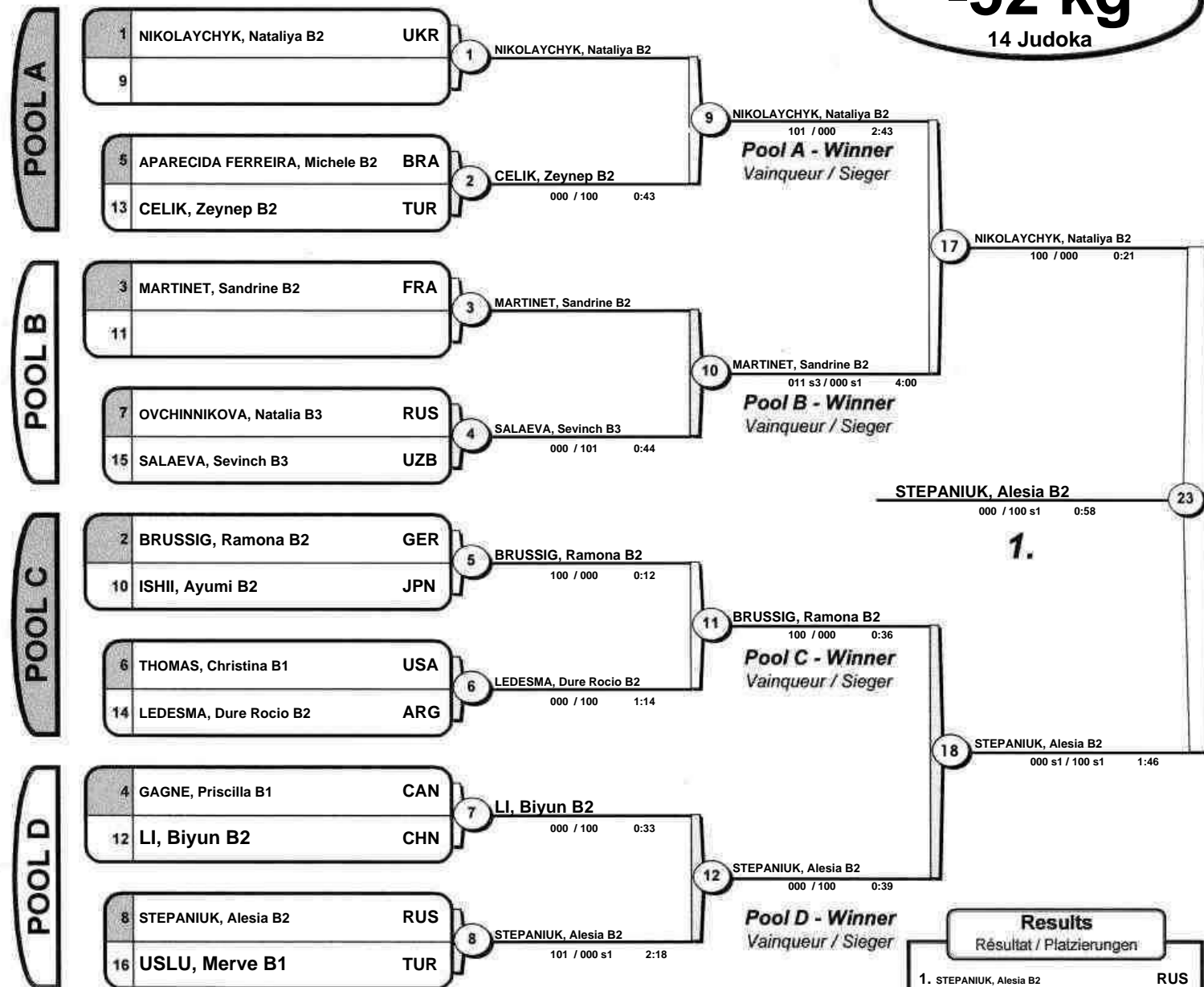


IBSA World Games and Judo World Championships 2015

Seoul (KOR), 13-15 May 2015

-52 kg

14 Judoka

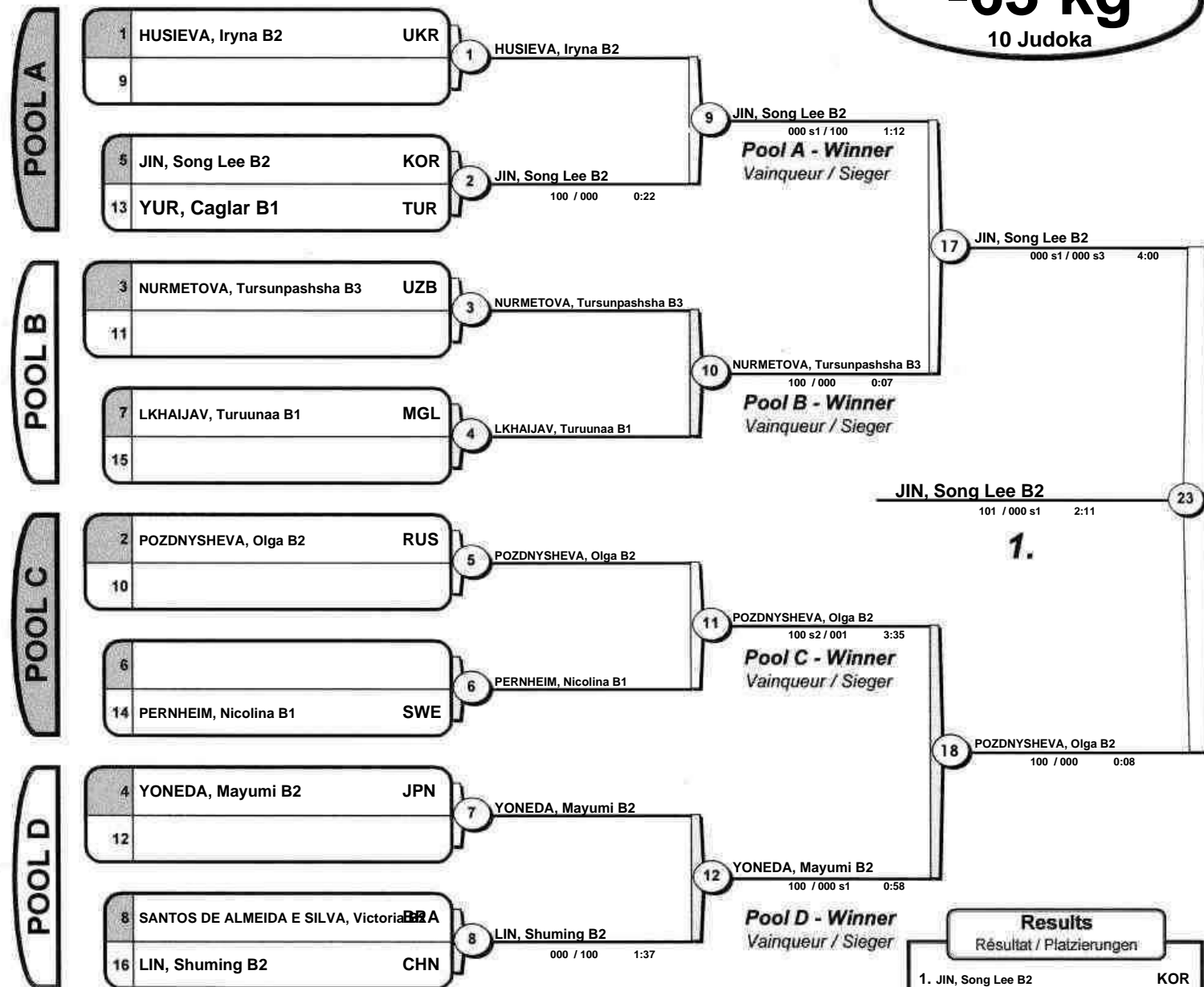


IBSA World Games and Judo World Championships 2015

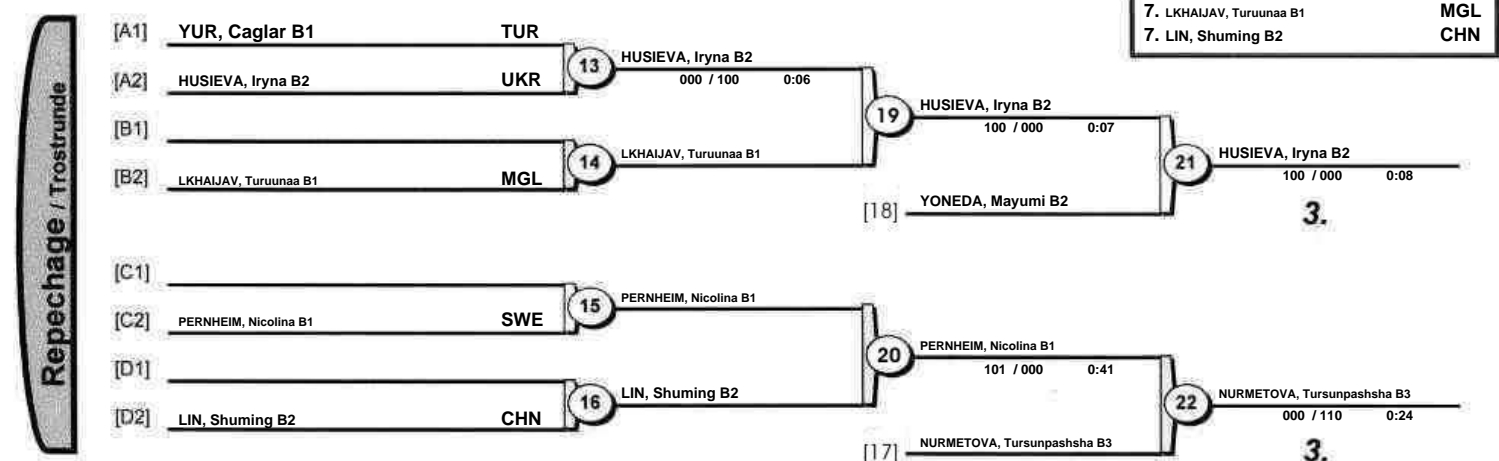
Seoul (KOR), 13-15 May 2015

-63 kg

10 Judoka



Results	
Résultat / Platzierungen	
1. JIN, Song Lee B2	KOR
2. POZDNY SHEVA, Olga B2	RUS
3. HUSIEVA, Iryna B2	UKR
4. NURMETOVA, Tursunpashsha B3	UZB
5. YONEDA, Mayumi B2	JPN
6. PERNHEIM, Nicolina B1	SWE
7. LKHAIJAV, Turuunaa B1	MGL
8. LIN, Shuming B2	CHN

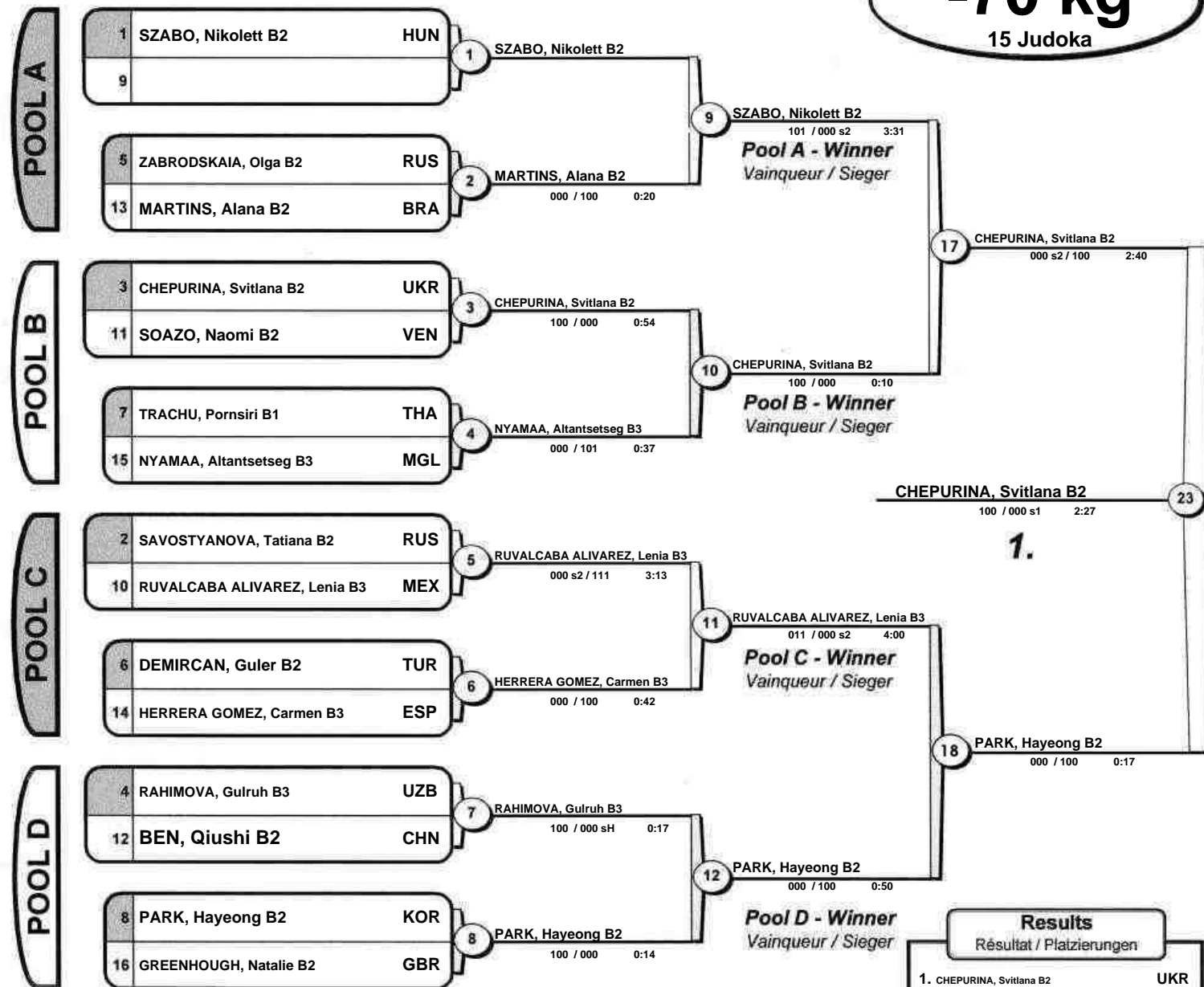


IBSA World Games and Judo World Championships 2015

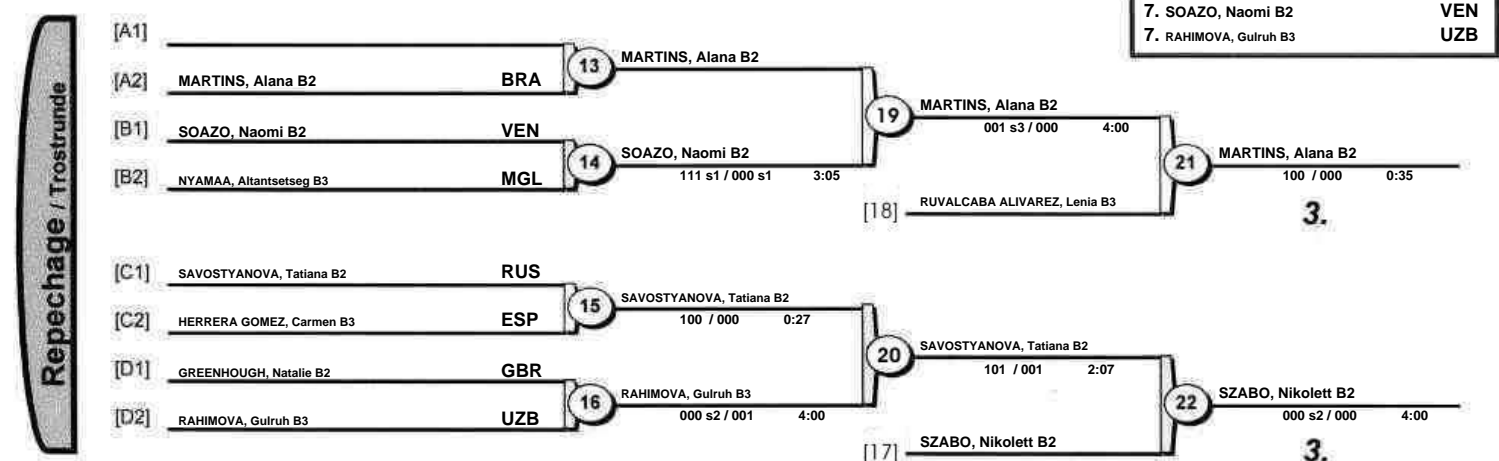
Seoul (KOR), 13-15 May 2015

-70 kg

15 Judoka



Results		
Résultat / Platzierungen		
1.	CHEPURINA, Svitlana B2	UKR
2.	PARK, Hayeong B2	KOR
3.	MARTINS, Alana B2	BRA
3.	SZABO, Nikolett B2	HUN
5.	RUVALCABA ALIVAREZ, Lenia B3	MEX
5.	SAVOSTYANOVA, Tatiana B2	RUS
7.	SOAZO, Naomi B2	VEN
7.	RAHIMOVA, Gulruh B3	UZB

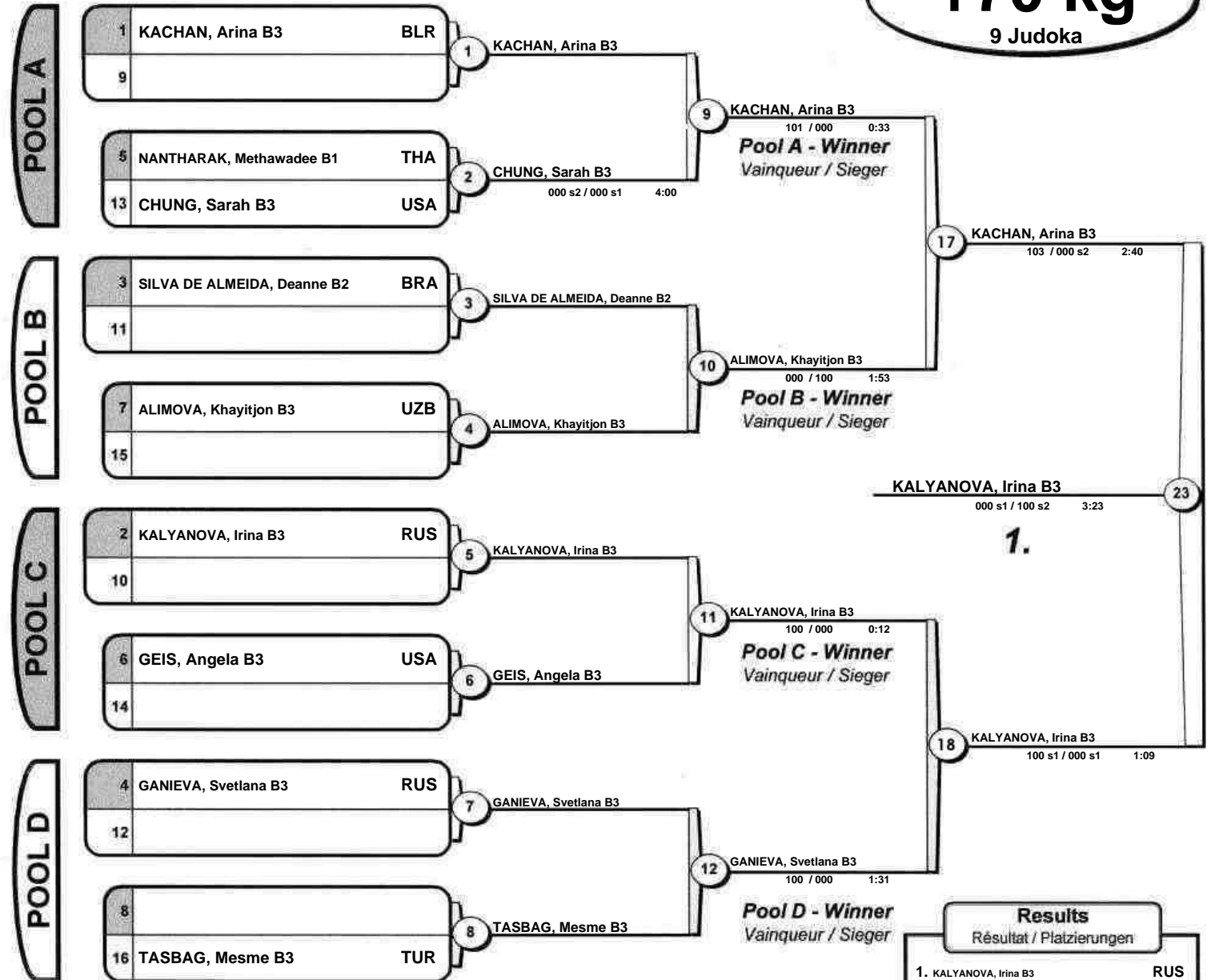


IBSA World Games and Judo World Championships 2015

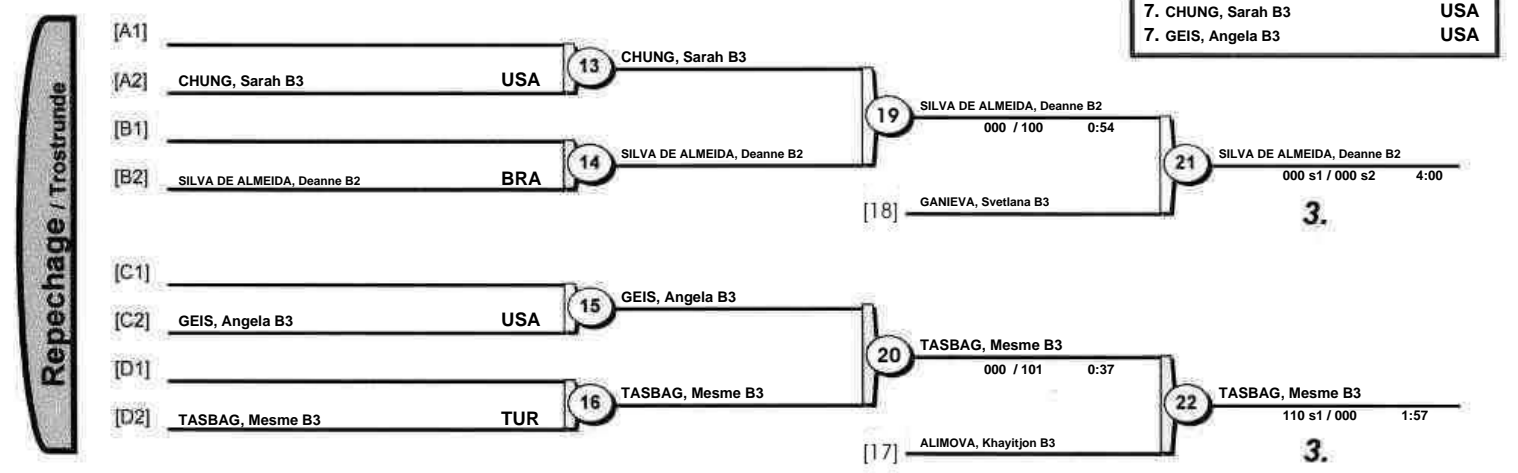
Seoul (KOR), 13-15 May 2015

+70 kg

9 Judoka



Results	
Résultat / Platzierungen	
1.	KALYANOVA, Irina B3 RUS
2.	KACHAN, Arina B3 BLR
3.	SILVA DE ALMEIDA, Deanne B2 BRA
3.	TASBAG, Mesme B3 TUR
5.	GANIEVA, Svetlana B3 RUS
5.	ALIMOVA, Khayitjon B3 UZB
7.	CHUNG, Sarah B3 USA
7.	GEIS, Angela B3 USA





SEOUL 2015 IBSA WORLD GAMES

2015 서울 세계시각장애인경기대회



BLIND FOOTBALL TOURNAMENT (B1 CATEGORY)

IBSA WORLD GAMES

SEOUL, KOREA

10th-17th MAY 2015

Match day 1 - Monday 11th May

10:00 Japan 2 (Kuroda, Sasaki) China 2 (Kai Gao, Yafeng Wang)
12:00 Russia 0 Argentina 4 (Accardi, Veliz [3])
14:00 Korea 0 Great Britain 4 (Turnham [2], Harris [2])
16:00 Spain 0 Turkey 0

Match day 2 - Tuesday 12th May

10:00 Georgia 0 Japan 2 (Kawamura, Kuroda)
12:00 Turkey 0 Russia 0
14:00 China 1 (Jiansen Wei) Korea 0
16:00 Argentina 1 (Espinillo) Spain 0

Match day 3 - Wednesday 13th May

10:00 Georgia 0 China 8 (Wang [2], Yutan Yu [2], Jiansen Wei [3], Xiaolei Hu)
12:00 Japan 0 Great Britain 1 (English)

Match day 4 - Thursday 14th May

10:00 Great Britain 0 China 0
12:00 Korea 5 Georgia 0 (match forfeited by Georgia)

Match day 5 - Friday 15th May

10:00 Japan 2 (Kuroda [2]) Korea 0
12:00 Russia 0 Spain 2 (Acosta [2])
14:00 Great Britain 8 (Turnham [4], Seal [3], Heenan) Georgia 0
16:00 Turkey 0 Argentina 2 (Figueroa [2])

Match day 6 - Saturday 16th May

10:00 7th-8th place Korea 0 Russia 0 (Russia wins 1-0 on penalties)
12:00 5th-6th place Turkey 0 Japan 1 (Kawamura)
14:00 3rd-4th place Spain 1 (Acosta) China 0
16:00 Final Argentina 2 (Rodriguez, Veliz) Great Britain 1 (English)

Final standings

- 1 Argentina
- 2 Great Britain
- 3 Spain
- 4 China
- 5 Japan
- 6 Turkey
- 7 Russia
- 8 Korea
- 9 Georgia

Goalscorers

- | | |
|---------|---|
| 6 goals | Turnham (Great Britain) |
| 4 goals | Kuroda (Japan), Veliz (Argentina), Jiansen Wei (China) |
| 3 goals | Yafeng Wang (China), Acosta (Spain), Seal (Great Britain) |
| 2 goals | Harris (Great Britain), Kawamura (Japan), Yutan Yu (China), English (Great Britain), Figueroa (Argentina) |
| 1 goal | Sasaki (Japan), Kai Gao (China), Accardi (Argentina), Espinillo (Argentina), Xiadei Hu (China), Heenan (Great Britain), Rodriguez (Argentina) |



SEOUL 2015 IBSA WORLD GAMES

2015 서울 세계시각장애인경기대회



POWERLIFTING
IBSA WORLD GAMES
SEOUL, KOREA
10th-17th MAY 2015



Powerlifting

Female 52 Kgs

Final

2015-05-11 20:15

Woori Art Hall(Olympic Park)



Result List (BP)

Rank	Name	Country	Bwt	Lot#	Wilks Coef.	Birth D.	BP-1	BP-2	BP-3	BP Best	Wilks Pts
1	OLHA CHAYKOVSKA	UKR	50.82	10	1.2688	1974.02.27	57.5	62.5	65.5	62.5	79.300
2	LARISA MALYSHKINA	RUS	47.18		1.3412	1986.06.04	50	52.5	55	55	73.766
3	OLENA MAZUROVA	UKR	47.42		1.3363	1989.12.23	40	47.5	50	47.5	63.474
4	AYAKO MORI	JPN	45.03		1.3861	1975.03.22	30	35	37.5	35	48.514
5	ZUHAL SARI	TUR	51.22	9	1.2612	1987.10.07	30	35	35	35	44.142



Powerlifting

Female 52 Kgs

Final

2015-05-11 20:15

Woori Art Hall(Olympic Park)



Result List

Rank	Name	Country	Bwt	Lot#	Wilks Coef.	Birth D.	SQ-1	SQ-2	SQ-3	BP-1	BP-2	BP-3	DL-1	DL-2	DL-3	Total	Wilks Pts
1	OLHA CHAYKOVSKA	UKR	50.82	10	1.2688	1974.02.27	80	87.5	92.5	57.5	62.5	65.5	120	125	130.5	285.5	362.242
2	OLENA MAZUROVA	UKR	47.42		1.3363	1989.12.23	70	80	85	40	47.5	50	95	105	110	242.5	324.053
3	LARISA MALYSHKINA	RUS	47.18		1.3412	1986.06.04	75	80	82.5	50	52.5	55	95	100	105	240.0	321.888
4	AYAKO MORI	JPN	45.03		1.3861	1975.03.22	60	65	67.5	30	35	37.5	85	90	95	195.0	270.290
5	ZUHAL SARI	TUR	51.22	9	1.2612	1987.10.07	45	55	57.5	30	35	35	60	75	85	177.5	223.863



Powerlifting

Female 60 Kgs

Final

2015-05-11 20:15

Woori Art Hall(Olympic Park)



Result List (BP)

Rank	Name	Country	Bwt	Lot#	Wilks Coef.	Birth D.	BP-1	BP-2	BP-3	BP Best	Wilks Pts
1	VASYLYSA KOZYREVA	UKR	54.84		1.1961	1989.11.06	60	65	70	65	77.746
2	TATIANA KONONOVA	RUS	55.94		1.1776	1985.01.11	50	55	57.5	57.5	67.712
3	DONDU KANAT	TUR	57.72	13	1.1490	1975.09.06	50	55	57.5	55	63.195
4	HALYNA HALINSKA	UKR	58.33	19	1.1396	1961.01.29	45	47.5	50	50	56.980
5	ELENA SAZHNOVA	RUS	55.55		1.1841	1976.10.13	37.5	40	42.5	42.5	50.324



Powerlifting

Female 60 Kgs

Final

2015-05-11 20:15

Woori Art Hall(Olympic Park)



Result List

Rank	Name	Country	Bwt	Lot#	Wilks Coef.	Birth D.	SQ-1	SQ-2	SQ-3	BP-1	BP-2	BP-3	DL-1	DL-2	DL-3	Total	Wilks Pts
1	HALYNA HALINSKA	UKR	58.33	19	1.1396	1961.01.29	105	110	117.5	45	47.5	50	135	145	152.5	320.0	364.672
2	VASYLYSA KOZYREVA	UKR	54.84		1.1961	1989.11.06	80	90	96	60	65	70	115	125	135	290.0	346.869
3	DONDU KANAT	TUR	57.72	13	1.1490	1975.09.06	65	70	70	50	55	57.5	90	100	105	230.0	264.270
4	TATIANA KONONOVA	RUS	55.94		1.1776	1985.01.11	65	70	72.5	50	55	57.5	75	80	85	212.5	250.240
5	ELENA SAZHNOVA	RUS	55.55		1.1841	1976.10.13	52.5	55	55	37.5	40	42.5	85	90	95	192.5	227.939



SEOUL 2015 IBSA WORLD GAMES

Powerlifting

Female 75 Kgs

Final

2015-05-11 20:15

Woori Art Hall(Olympic Park)



Result List (BP)

Rank	Name	Country	Bwt	Lot#	Wilks Coef.	Birth D.	BP-1	BP-2	BP-3	BP Best	Wilks Pts
1	ULIANA TSIZDYN	UKR	60.17		1.1124	1992.06.12	57.5	62.5	65.5	62.5	69.525
2	ELENA KOROTKOVA	RUS	74.53	26	0.9544	1974.05.12	62.5	67.5	70	67.5	64.422
3	AYTEN OZYURUK	TUR	67.52	27	1.0204	1985.06.24	50	55	57.5	57.5	58.673
4	MELTEM TIRIKLI	TUR	64.44		1.0559	1985.03.19	40	50	52.5	52.5	55.435



Powerlifting

Female 75 Kgs

Final

2015-05-11 20:15

Woori Art Hall(Olympic Park)



Result List

Rank	Name	Country	Bwt	Lot#	Wilks Coef.	Birth D.	SQ-1	SQ-2	SQ-3	BP-1	BP-2	BP-3	DL-1	DL-2	DL-3	Total	Wilks Pts
1	ULIANA TSIZDYN	UKR	60.17		1.1124	1992.06.12	87.5	92.5	97.5	57.5	62.5	65.5	115	122.5	130	282.5	314.253
2	ELENA KOROTKOVA	RUS	74.53	26	0.9544	1974.05.12	100	107.5	115	62.5	67.5	70	130	140	157.5	322.5	307.794
3	AYTEN OZYURUK	TUR	67.52	27	1.0204	1985.06.24	85	95	97.5	50	55	57.5	110	125	142.5	285.0	290.814
4	MELTEM TIRIKLI	TUR	64.44		1.0559	1985.03.19	60	75	80	40	50	52.5	90	100	110	232.5	245.497



SEOUL 2015 IBSA WORLD GAMES

Powerlifting

Female 90 Kgs

Final

2015-05-11 20:15

Woori Art Hall(Olympic Park)



Result List (BP)

Rank	Name	Country	Bwt	Lot#	Wilks Coef.	Birth D.	BP-1	BP-2	BP-3	BP Best	Wilks Pts
1	IRINA DEMASOVA	RUS	87.98	33	0.8725	1982.03.15	90	95	100	100	87.250
2	BIRCAN SIMSEK	TUR	84.39	30	0.8897	1990.02.07	60	65	67.5	65	57.831
3	VANESSA ASHBY MURBY	CAN	86.4	34	0.8797	1985.10.04	60	65	67.5	65	57.181
4	NADEZHDA FURLETOVA	RUS	88.98	37	0.8682	1961.08.27	55	60	62.5	60	52.092



Powerlifting

Female 90 Kgs

Final

2015-05-11 20:15

Woori Art Hall(Olympic Park)



Result List

Rank	Name	Country	Bwt	Lot#	Wilks Coef.	Birth D.	SQ-1	SQ-2	SQ-3	BP-1	BP-2	BP-3	DL-1	DL-2	DL-3	Total	Wilks Pts
1	IRINA DEMASOVA	RUS	87.98	33	0.8725	1982.03.15	140	150	150	90	95	100	140	150	160	390.0	340.275
2	VANESSA ASHBY MURBY	CAN	86.4	34	0.8797	1985.10.04	117.5	127.5	132.5	60	65	67.5	145	160	165	357.5	314.493
3	NADEZHDA FURLETOVA	RUS	88.98	37	0.8682	1961.08.27	95	102.5	107.5	55	60	62.5	107.5	115	120	282.5	245.266
4	BIRCAN SIMSEK	TUR	84.39	30	0.8897	1990.02.07	85	90	90	60	65	67.5	105	115	125	270.0	240.219



SEOUL 2015 IBSA WORLD GAMES

Powerlifting

Male 56 Kgs

Final

2015-05-12 20:15

Woori Art Hall(Olympic Park)



Result List (BP)

Rank	Name	Country	Bwt	Lot#	Wilks Coef.	Birth D.	BP-1	BP-2	BP-3	BP Best	Wilks Pts
1	SAJJAD KHALEDAN	IRI	55.07	6	0.9255	1987.09.11	110	115	117.5	117.5	108.746
2	SERHAT US	TUR	55.32	4	0.9214	1985.01.08	85	95	100	95	87.533
3	VOLODYMYR SHAULSKYI	UKR	55.47	5	0.9189	1992.08.06	80	85	90	85	78.107



Powerlifting

Male 56 Kgs

Final

2015-05-12 20:15

Woori Art Hall(Olympic Park)



Result List

Rank	Name	Country	Bwt	Lot#	Wilks Coef.	Birth D.	SQ-1	SQ-2	SQ-3	BP-1	BP-2	BP-3	DL-1	DL-2	DL-3	Total	Wilks Pts
1	SAJJAD KHALEDAN	IRI	55.07	6	0.9255	1987.09.11	160	167.5	172.5	110	115	117.5	170	180	190	465.0	430.358
2	SERHAT US	TUR	55.32	4	0.9214	1985.01.08	150	160	170	85	95	100	160	180	185	450.0	414.630
3	VOLODYMYR SHAULSKYI	UKR	55.47	5	0.9189	1992.08.06	140	150	155	80	85	90	170	182.5	190.5	417.5	383.641



SEOUL 2015 IBSA WORLD GAMES

Powerlifting

Male 60 Kgs

Final

2015-05-12 20:15

Woori Art Hall(Olympic Park)



Result List (BP)

Rank	Name	Country	Bwt	Lot#	Wilks Coef.	Birth D.	BP-1	BP-2	BP-3	BP Best	Wilks Pts
1	JAVAD GHANE MASHHAD	IRI	58.3	11	0.8759	1983.08.20	110	117.5	120	117.5	102.918
2	VOLODYMYR DRANYI	UKR	59.15	10	0.8641	1987.04.22	100	110	112.5	112.5	97.211
3	ANDREY SVISTUNOV	RUS	59.75	8	0.8561	1977.08.05	100	107.5	112.5	112.5	96.311
4	ROSTISLAV TIKHONOV	RUS	59.67	9	0.8572	1996.03.21	77.5	80	80	80	68.576



Powerlifting

Male 60 Kgs

Final

2015-05-12 20:15

Woori Art Hall(Olympic Park)



Result List

Rank	Name	Country	Bwt	Lot#	Wilks Coef.	Birth D.	SQ-1	SQ-2	SQ-3	BP-1	BP-2	BP-3	DL-1	DL-2	DL-3	Total	Wilks Pts
1	VOLODYMYR DRANYI	UKR	59.15	10	0.8641	1987.04.22	145	155	160	100	110	112.5	205	215	222.5	495.0	427.729
2	ANDREY SVISTUNOV	RUS	59.75	8	0.8561	1977.08.05	155	162.5	165	100	107.5	112.5	190	200	215	475.0	406.647
3	JAVAD GHANE MASHHAD	IRI	58.3	11	0.8759	1983.08.20	140	147.5	152.5	110	117.5	120	170	180	185	455.0	398.534
4	ROSTISLAV TIKHONOV	RUS	59.67	9	0.8572	1996.03.21	120	125	125	77.5	80	80	140	147.5	152.5	347.5	297.877



Powerlifting

Male 67.5 Kgs

Final

2015-05-12 20:15

Woori Art Hall(Olympic Park)



Result List (BP)

Rank	Name	Country	Bwt	Lot#	Wilks Coef.	Birth D.	BP-1	BP-2	BP-3	BP Best	Wilks Pts
1	IURII ROMANIUK	UKR	67.18	14	0.7740	1991.05.19	130	137.5	142.5	142.5	110.295
2	VOLODYMYR KURUOHLU	UKR	66.75	19	0.7780	1992.07.18	135	140.5	145	135	105.030
3	JUJI OTANI	JPN	67.09	16	0.7748	1957.12.08	120	127.5	130	130	100.724
4	SEYEDAMIRHOSSEIN MOUSAVIMAH	IRI	66.4	18	0.7813	1984.05.05	100	107.5	112.5	112.5	87.896
5	DONGSOO AN	KOR	66.85	26	0.7770	1986.02.01	110	115	115	110	85.470
6	AH PEN LIM	MAS	63.74	17	0.8085	1964.10.28	77.5	82.5	87.5	82.5	66.701
7	KWANGSIK MUN	KOR	66.11	20	0.7841	1952.08.06	55	60	65	65	50.967



Powerlifting

Male 67.5 Kgs

Final

2015-05-12 20:15

Woori Art Hall(Olympic Park)



Result List

Rank	Name	Country	Bwt	Lot#	Wilks Coef.	Birth D.	SQ-1	SQ-2	SQ-3	BP-1	BP-2	BP-3	DL-1	DL-2	DL-3	Total	Wilks Pts
1	IURII ROMANIUK	UKR	67.18	14	0.7740	1991.05.19	175	187.5	192.5	130	137.5	142.5	230	240	245	580.0	448.920
2	VOLODYMYR KURUOHLU	UKR	66.75	19	0.7780	1992.07.18	175	182.5	182.5	135	140.5	145	210	217.5	225	527.5	410.395
3	SEYEDAMIRHOSSEIN MOUSAVIMAHI	IRI	66.4	18	0.7813	1984.05.05	165	175	180	100	107.5	112.5	200	210	220	507.5	396.510
4	DONGSOO AN	KOR	66.85	26	0.7770	1986.02.01	130	135	140	110	115	115	140	150	155	400.0	310.800
5	AH PEN LIM	MAS	63.74	17	0.8085	1964.10.28	125	132.5	140	77.5	82.5	87.5	125	132.5	140	355.0	287.017
6	JUJI OTANI	JPN	67.09	16	0.7748	1957.12.08	90	100	105	120	127.5	130	110	120	130	360.0	278.928
7	KWANGSIK MUN	KOR	66.11	20	0.7841	1952.08.06	100	105	107.5	55	60	65	130	135	140	312.5	245.031



Powerlifting

Male 75 Kgs

Final

2015-05-12 20:15

Woori Art Hall(Olympic Park)



Result List (BP)

Rank	Name	Country	Bwt	Lot#	Wilks Coef.	Birth D.	BP-1	BP-2	BP-3	BP Best	Wilks Pts
1	ROMAN KUROV	UKR	74.54	23	0.7156	1986.05.16	145	152.5	157.5	157.5	112.707
2	PETR ALEKSANDROV	RUS	74.66	27	0.7148	1985.05.20	130	135	140	140	100.072
3	IEVGEN BABENKO	UKR	74.24	24	0.7177	1992.01.07	120	135	140	135	96.889
4	MEHDI BAHARZADEH	IRI	74.8	28	0.7139	1982.06.08	127.5	132.5	135	135	96.376
5	OMER GALIP KESIM	TUR	72.97	25	0.7266	1973.03.29	120	127.5	132.5	132.5	96.275
6	GEUNCHUL KIM	KOR	73.8	31	0.7207	1957.04.05	105	110	110	110	79.277



Powerlifting

Male 75 Kgs

Final

2015-05-12 20:15

Woori Art Hall(Olympic Park)



Result List

Rank	Name	Country	Bwt	Lot#	Wilks Coef.	Birth D.	SQ-1	SQ-2	SQ-3	BP-1	BP-2	BP-3	DL-1	DL-2	DL-3	Total	Wilks Pts
1	ROMAN KUROV	UKR	74.54	23	0.7156	1986.05.16	185	195	205	145	152.5	157.5	240	250	255	617.5	441.883
2	MEHDI BAHARZADEH	IRI	74.8	28	0.7139	1982.06.08	190	197.5	205	127.5	132.5	135	230	245	252.5	592.5	422.986
3	IEVGEN BABENKO	UKR	74.24	24	0.7177	1992.01.07	180	195	200	120	135	140	210	225	235	560.0	401.912
4	OMER GALIP KESIM	TUR	72.97	25	0.7266	1973.03.29	165	175	185	120	127.5	132.5	220	235	256	542.5	394.180
5	PETR ALEKSANDROV	RUS	74.66	27	0.7148	1985.05.20	160	167.5	172.5	130	135	140	170	180	190	497.5	355.613
6	GEUNCHUL KIM	KOR	73.8	31	0.7207	1957.04.05	120	140	145	105	110	110	145	150	155	400.0	288.280



Powerlifting

Male 82.5 Kgs

Final

2015-05-12 20:15

Woori Art Hall(Olympic Park)



Result List (BP)

Rank	Name	Country	Bwt	Lot#	Wilks Coef.	Birth D.	BP-1	BP-2	BP-3	BP Best	Wilks Pts
1	AHAD JAVAHERI MOGHANLOU	IRI	81.1	30	0.6769	1990.11.21	135	142.5	147.5	147.5	99.843
2	VADYM GRECHKO	UKR	78.25	34	0.6925	1990.01.28	120	127.5	127.5	120	83.100
3	VIKTOR RUZIN	RUS	81.14	33	0.6767	1977.12.04	115	120	125	120	81.204
4	ANGEL MANUEL ROJAS GONZALES	VEN	79.95	32	0.6830	1958.03.11	90	100	107.5	100	68.300



Powerlifting

Male 82.5 Kgs

Final

2015-05-12 20:15

Woori Art Hall(Olympic Park)



Result List

Rank	Name	Country	Bwt	Lot#	Wilks Coef.	Birth D.	SQ-1	SQ-2	SQ-3	BP-1	BP-2	BP-3	DL-1	DL-2	DL-3	Total	Wilks Pts
1	AHAD JAVAHERI MOGHANLOU	IRI	81.1	30	0.6769	1990.11.21	200	207.5	212.5	135	142.5	147.5	250	270	280	640.0	433.216
2	VADYM GRECHKO	UKR	78.25	34	0.6925	1990.01.28	185	200	207.5	120	127.5	127.5	210	220	235	562.5	389.531
3	VIKTOR RUZIN	RUS	81.14	33	0.6767	1977.12.04	190	200	205	115	120	125	200	210	215	530.0	358.651
4	ANGEL MANUEL ROJAS GONZALES	VEN	79.95	32	0.6830	1958.03.11	160	185	185	90	100	107.5	160	170	180	440.0	300.520



Powerlifting

Male 90 Kgs

Final

2015-05-12 20:15

Woori Art Hall(Olympic Park)



Result List (BP)

Rank	Name	Country	Bwt	Lot#	Wilks Coef.	Birth D.	BP-1	BP-2	BP-3	BP Best	Wilks Pts
1	HAMID PAKBAZ	IRI	84.43	9	0.6609	1978.07.11	125	135	140	140	92.526
2	CRUAZ MANUEL BARRIOS BARRETO	VEN	88.1	14	0.6455	1955.05.02	130	135	140	140	90.370
3	SERGEY GALANIN	RUS	89.32	5	0.6409	1984.03.02	135	140	140	140	89.726
4	GOKHAN TERLETME	TUR	87.19	6	0.6491	1989.11.20	122.5	132.5	140	132.5	86.006
5	TADASHI NOGUCHI	JPN	88.63	13	0.6435	1975.08.19	127.5	132.5	135	132.5	85.264
6	IVAN REYES REYES	VEN	87.33	12	0.6486	1971.01.26	125	130	137.5	130	84.318
7	DANIEL LACY FINAN	USA	86.11	7	0.6536	1991.07.02	115	125	125	115	75.164
8	NICHOLAS GASAWAY	USA	86.61	4	0.6515	1981.11.04	102.5	112.5	115	112.5	73.294
9	ROBERT ALLAN TRUCHON	CAN	89.11	11	0.6417	1968.03.07	105	110	120	110	70.587
10	GYEONGGYUN LEE	KOR	87.79	8	0.6467	1978.11.28	65	70	75	75	48.503



Powerlifting

Male 90 Kgs

Final

2015-05-12 20:15

Woori Art Hall(Olympic Park)



Result List

Rank	Name	Country	Bwt	Lot#	Wilks Coef.	Birth D.	SQ-1	SQ-2	SQ-3	BP-1	BP-2	BP-3	DL-1	DL-2	DL-3	Total	Wilks Pts
1	HAMID PAKBAZ	IRI	84.43	9	0.6609	1978.07.11	190	200	207.5	125	135	140	220	235	242.5	590.0	389.931
2	SERGEY GALANIN	RUS	89.32	5	0.6409	1984.03.02	180	190	195	135	140	140	210	220	255	550.0	352.495
3	CRUAZ MANUEL BARRIOS BARRETO	VEN	88.1	14	0.6455	1955.05.02	180	185	195	130	135	140	180	190	205	530.0	342.115
4	GOKHAN TERLETME	TUR	87.19	6	0.6491	1989.11.20	165	175	182.5	122.5	132.5	140	180	195	205	520.0	337.532
5	IVAN REYES REYES	VEN	87.33	12	0.6486	1971.01.26	175	185	195	125	130	137.5	180	182.5	195	497.5	322.678
6	NICHOLAS GASAWAY	USA	86.61	4	0.6515	1981.11.04	102.5	112.5	127.5	102.5	112.5	115	185	215	227.5	455.0	296.433
7	TADASHI NOGUCHI	JPN	88.63	13	0.6435	1975.08.19	130	135	140	127.5	132.5	135	150	160	170	442.5	284.749
8	ROBERT ALLAN TRUCHON	CAN	89.11	11	0.6417	1968.03.07	105	115	130	105	110	120	125	140	152.5	392.5	251.867
9	DANIEL LACY FINAN	USA	86.11	7	0.6536	1991.07.02	65			115	125	125	155	170	182.5	350.0	228.760
10	GYEONGGYUN LEE	KOR	87.79	8	0.6467	1978.11.28	110	120	125	65	70	75	130	140	140	335.0	216.645



Powerlifting

Male 100 Kgs

Final

2015-05-13 20:15

Woori Art Hall(Olympic Park)



Result List (BP)

Rank	Name	Country	Bwt	Lot#	Wilks Coef.	Birth D.	BP-1	BP-2	BP-3	BP Best	Wilks Pts
1	ALEKSEI LARIN	RUS	99.8	19	0.6091	1988.04.21	180	190	192.5	190	115.729
2	SERHII SKORIK	UKR	95.58	17	0.6203	1970.08.06	165	180	192.5	180	111.654
3	JAMSHID MIRSHAKARI	IRI	98.8	22	0.6116	1962.02.17	140	147.5	152.5	152.5	93.269
4	LUIS ENRIQUE GUEVARA ROMERO	VEN	95.6	18	0.6203	1977.05.10	135	140	145	140	86.842
5	CHARLES KING	USA	96.2	23	0.6186	1950.20.06	110	117.5	122.5	117.5	72.686



Powerlifting

Male 100 Kgs

Final

2015-05-13 20:15

Woori Art Hall(Olympic Park)



Result List

Rank	Name	Country	Bwt	Lot#	Wilks Coef.	Birth D.	SQ-1	SQ-2	SQ-3	BP-1	BP-2	BP-3	DL-1	DL-2	DL-3	Total	Wilks Pts
1	SERHII SKORIK	UKR	95.58	17	0.6203	1970.08.06	240	257.5	265	165	180	192.5	240	255	265	700.0	434.210
2	ALEKSEI LARIN	RUS	99.8	19	0.6091	1988.04.21	220	230	240	180	190	192.5	230	245	255	685.0	417.233
3	LUIS ENRIQUE GUEVARA ROMERO	VEN	95.6	18	0.6203	1977.05.10	180	190	200	135	140	145	200	215	225	565.0	350.469
4	CHARLES KING	USA	96.2	23	0.6186	1950.20.06	100	112.5	125	110	117.5	122.5	150	165		395.0	244.347
5	JAMSHID MIRSHEKARI	IRI	98.8	22	0.6116	1962.02.17	230	230	230	140	147.5	152.5	150	200		0	0



Powerlifting

Male 110 Kgs

Final

2015-05-13 20:15

Woori Art Hall(Olympic Park)



Result List (BP)

Rank	Name	Country	Bwt	Lot#	Wilks Coef.	Birth D.	BP-1	BP-2	BP-3	BP Best	Wilks Pts
1	ROHAN AHMADI	IRI	109.3	28	0.5897	1976.11.11	165	175	182.5	182.5	107.620
2	EDINSON DERWIN PEREIRA MUNOZ	VEN	108.45	29	0.5911	1978.07.23	150	160	170	160	94.576
3	DMYTRO GRYTSAIENKO	UKR	100.85	30	0.6066	1977.01.05	150	155	155	150	90.990
4	CENK YANIK	TUR	107.88	26	0.5921	1977.06.02	105	120	130	120	71.052
5	JINWOO LEE	KOR	105.6	21	0.5964	1999.03.16	40	60	65	65	38.766



Powerlifting

Male 110 Kgs

Final

2015-05-13 20:15

Woori Art Hall(Olympic Park)



Result List

Rank	Name	Country	Bwt	Lot#	Wilks Coef.	Birth D.	SQ-1	SQ-2	SQ-3	BP-1	BP-2	BP-3	DL-1	DL-2	DL-3	Total	Wilks Pts
1	ROHAN AHMADI	IRI	109.3	28	0.5897	1976.11.11	250	270	280	165	175	182.5	235	250	260	712.5	420.161
2	DMYTRO GRYTSAIENKO	UKR	100.85	30	0.6066	1977.01.05	210	225	235	150	155	155	220	230	240	615.0	373.059
3	EDINSON DERWIN PEREIRA MUNOZ	VEN	108.45	29	0.5911	1978.07.23	200	205	210	150	160	170	210	220	235	600.0	354.660
4	CENK YANIK	TUR	107.88	26	0.5921	1977.06.02	210	230	240	105	120	130	190	225	230	590.0	349.339
5	JINWOO LEE	KOR	105.6	21	0.5964	1999.03.16	130	140	150	40	60	65	160	170	175	390.0	232.596



SEOUL 2015 IBSA WORLD GAMES

Powerlifting

Male 125 Kgs

Final

2015-05-13 20:15

Woori Art Hall(Olympic Park)



Result List (BP)

Rank	Name	Country	Bwt	Lot#	Wilks Coef.	Birth D.	BP-1	BP-2	BP-3	BP Best	Wilks Pts
1	VITALII MAIER	RUS	115.5	36	0.5804	1971.06.04	180	190	195	195	113.178
2	EHSAN MOUSANEZHADKARMOZDI	IRI	111.85	33	0.5856	1987.05.10	170	177.5	180	180	105.408
3	TRIPTPAL SINGH .	IND	123.54	35	0.5712	1988.01.28	110	120	130	130	74.256
4	ALI AKBAS	TUR	115.9	34	0.5799	1988.04.27	90	100	100	90	52.191



Powerlifting

Male 125 Kgs

Final

2015-05-13 20:15

Woori Art Hall(Olympic Park)



Result List

Rank	Name	Country	Bwt	Lot#	Wilks Coef.	Birth D.	SQ-1	SQ-2	SQ-3	BP-1	BP-2	BP-3	DL-1	DL-2	DL-3	Total	Wilks Pts
1	EHSAN MOUSANEZHADKARMOZDI	IRI	111.85	33	0.5856	1987.05.10	250	270	275	170	177.5	180	270	285	295	750.0	439.200
2	VITALII MAIER	RUS	115.5	36	0.5804	1971.06.04	250	260	270	180	190	195	240	250	260	725.0	420.790
3	TRIPTPAL SINGH .	IND	123.54	35	0.5712	1988.01.28	170	190	200	110	120	130	182.5	200	210	540.0	308.448
4	ALI AKBAS	TUR	115.9	34	0.5799	1988.04.27	155	165	180	90	100	100	180	200	207.5	462.5	268.204



SEOUL 2015 IBSA WORLD GAMES

Powerlifting

Male 125+ Kgs

Final

2015-05-13 20:15

Woori Art Hall(Olympic Park)



Result List (BP)

Rank	Name	Country	Bwt	Lot#	Wilks Coef.	Birth D.	BP-1	BP-2	BP-3	BP Best	Wilks Pts
1	TIMOTHY WILLIAM EKERT	CAN	128.9	40	0.5665	1980.08.02	180	197.5	205	197.5	111.884
2	ESMAEIL RANJBAROURIMI	IRI	135.8	39	0.5614	1988.05.01	160	167.5	170	170	95.438

PL0110

2015/08/14 1:47
Results provided by JinJin System Co.

Page 1 of 1



Powerlifting

Male 125+ Kgs

Final

2015-05-13 20:15

Woori Art Hall(Olympic Park)




Result List

Rank	Name	Country	Bwt	Lot#	Wilks Coef.	Birth D.	SQ-1	SQ-2	SQ-3	BP-1	BP-2	BP-3	DL-1	DL-2	DL-3	Total	Wilks Pts
1	ESMAEIL RANJBAROURIMI	IRI	135.8	39	0.5614	1988.05.01	250	270	270	160	167.5	170	255	270	280	720.0	404.208
2	TIMOTHY WILLIAM EKERT	CAN	128.9	40	0.5665	1980.08.02	215	232.5	245	180	197.5	205	235	255	275	717.5	406.464



SEOUL 2015 IBSA WORLD GAMES

2015 서울 세계 시각장애인 경기대회



INTERNATIONAL
B L I N D
S P O R T S
F E D E R A T I O N

CHESS

IBSA WORLD GAMES

SEOUL, KOREA

10th-17th MAY 2015

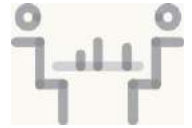
**Chess**

Male Chess

Round 1

2015-05-11 1500

E_Room Center

**Result List**

Bo.	Sno.	Name	Pts	Res.	Pts	Name	Sno.
1	1	STANISLAV BABARYKIN	RUS	1 - 0		IONEL MORARIU	ROU 13
2	14	TEODOR LAPADATU	ROU	0 - 1		ALEXEY KOMISSAROV	RUS 2
3	3	RUSTAM KASIMOV	RUS	1 - 0		ABDURASHID ALIMKHANOV	KAZ 15
4	16	YONATAN AGMON	ISR	= - =		RASIM NIZAM	BUL 4
5	5	HARLEN JOSE OTERO MUNELL	VEN	1 - 0		TUDOREL TUPILUSI	ROU 17
6	18	PINCHAS AMAR	ISR	0 - 1		MIHAIL DACIAN PREBEANU	ROU 6
7	7	YURIY BIBIKOV	KAZ	1 - 0		MAHADZIR BIN DERANI	MAS 19
8	23	MAT IDRIS BIN SAMAN	MAS	0 - 1		ADI AKMAN	ISR 8
9	9	EDGAR ENRIQUE RIVAS CABRE	VEN	1 - 0		SUNGYUN JEONG	KOR 20
10	21	CHANGSUK LEE	KOR	0 - 1		ALEXANDRU PIROSCA	ROU 10
11	11	MIHAI BURSUC	ROU	1 - 0		NUR FEIQHA MUALAD MOHAME	MAS 22
12	24	INHO SEO	KOR	1 - 0		VICTOR JOSE ABIAD PARRA	VEN 12
13	25	SERGEY YERMOLENKO	ISR	1 - 0			

**Chess**

Male Chess

Round 2

2015-05-12 1500

E_Room Center

**Result List**

Bo.	Sno.	Name	Pts	Res.	Pts	Name	Sno.		
1	8	ADI AKMAN	ISR	1	0 - 1	1	STANISLAV BABARYKIN	RUS	1
2	2	ALEXEY KOMISSAROV	RUS	1	= - =	1	EDGAR ENRIQUE RIVAS CABRE VEN	9	
3	10	ALEXANDRU PIROSCA	ROU	1	= - =	1	RUSTAM KASIMOV	RUS	3
4	24	INHO SEO	KOR	1	0 - 1	1	HARLEN JOSE OTERO MUNELL	VEN	5
5	6	MIHAIL DACIAN PREBEANU	ROU	1	= - =	1	MIHAI BURSUC	ROU	11
6	25	SERGEY YERMOLENKO	ISR	1	0 - 1	1	YURIY BIBIKOV	KAZ	7
7	4	RASIM NIZAM	BUL	0.5	1 - 0	0	VICTOR JOSE ABIAD PARRA	VEN	12
8	13	IONEL MORARIU	ROU	0	1 - 0	0.5	YONATAN AGMON	ISR	16
9	19	MAHADZIR BIN DERANI	MAS	0	= - =	0	TEODOR LAPADATU	ROU	14
10	15	ABDURASHID ALIMKHANOV	KAZ	0	1 - 0	0	CHANGSUK LEE	KOR	21
11	17	TUDOREL TUPILUSI	ROU	0	1 - 0	0	MAT IDRIS BIN SAMAN	MAS	23
12	20	SUNGYUN JEONG	KOR	0	1 - 0	0	PINCHAS AMAR	ISR	18
13	22	NUR FEIQHA MUALAD MOHAME MAS	0	1 - 0	0				

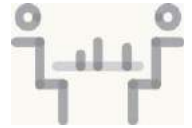
**Chess**

Male Chess

Round 3

2015-05-13 1500

E_Room Center

**Result List**

Bo.	Sno.	Name	Pts	Res.	Pts	Name	Sno.		
1	1	STANISLAV BABARYKIN	RUS	2	1 - 0	2	HARLEN JOSE OTERO MUNELLC VEN	5	
2	7	YURIY BIBIKOV	KAZ	2	= - =	1.5	ALEXEY KOMISSAROV	RUS	2
3	3	RUSTAM KASIMOV	RUS	1.5	= - =	1.5	MIHAIL DACIAN PREBEANU	ROU	6
4	11	MIHAI BURSUC	ROU	1.5	0 - 1	1.5	RASIM NIZAM	BUL	4
5	9	EDGAR ENRIQUE RIVAS CABRE	VEN	1.5	= - =	1.5	ALEXANDRU PIROSCA	ROU	10
6	20	SUNGYUN JEONG	KOR	1	0 - 1	1	ADI AKMAN	ISR	8
7	22	NUR FEIQHA MUALAD MOHAME	MAS	1	0 - 1	1	IONEL MORARIU	ROU	13
8	15	ABDURASHID ALIMKHANOV	KAZ	1	1 - 0	1	INHO SEO	KOR	24
9	17	TUDOREL TUPILUSI	ROU	1	= - =	1	SERGEY YERMOLENKO	ISR	25
10	16	YONATAN AGMON	ISR	0.5	1 - 0	0.5	MAHADZIR BIN DERANI	MAS	19
11	14	TEODOR LAPADATU	ROU	0.5	1 - 0	0	PINCHAS AMAR	ISR	18
12	12	VICTOR JOSE ABIAD PARRA	VEN	0	1 - 0	0	CHANGSUK LEE	KOR	21
13	23	MAT IDRIS BIN SAMAN	MAS	0	1 - 0				

**Chess**

Male Chess

Round 4

2015-05-14 1500

E_Room Center

**Result List**

Bo.	Sno.	Name		Pts	Res.	Pts	Name		Sno.
1	4	RASIM NIZAM	BUL	2.5	= - =	3	STANISLAV BABARYKIN	RUS	1
2	5	HARLEN JOSE OTERO MUNELL	VEN	2	1 - 0	2.5	YURIY BIBIKOV	KAZ	7
3	2	ALEXEY KOMISSAROV	RUS	2	= - =	2	ALEXANDRU PIROSCA	ROU	10
4	13	IONEL MORARIU	ROU	2	0 - 1	2	RUSTAM KASIMOV	RUS	3
5	6	MIHAIL DACIAN PREBEANU	ROU	2	= - =	2	EDGAR ENRIQUE RIVAS CABRE	VEN	9
6	8	ADI AKMAN	ISR	2	1 - 0	2	ABDURASHID ALIMKHANOV	KAZ	15
7	16	YONATAN AGMON	ISR	1.5	= - =	1.5	MIHAI BURSUC	ROU	11
8	25	SERGEY YERMOLENKO	ISR	1.5	= - =	1.5	TEODOR LAPADATU	ROU	14
9	22	NUR FEIQHA MUALAD MOHAME	MAS	1	0 - 1	1.5	TUDOREL TUPILUSI	ROU	17
10	23	MAT IDRIS BIN SAMAN	MAS	1	0 - 1	1	VICTOR JOSE ABIAD PARRA	VEN	12
11	24	INHO SEO	KOR	1	0 - 1	1	SUNGYUN JEONG	KOR	20
12	21	CHANGSUK LEE	KOR	0	0 - 1	0.5	MAHADZIR BIN DERANI	MAS	19
13	18	PINCHAS AMAR	ISR	0	1 - 0	0.5			

**Chess**

Male Chess

Round 5

2015-05-15 1500

E_Room Center

**Result List**

Bo.	Sno.	Name		Pts	Res.	Pts	Name		Sno.
1	1	STANISLAV BABARYKIN	RUS	3.5	1 - 0	3	RUSTAM KASIMOV	RUS	3
2	5	HARLEN JOSE OTERO MUNELL	VEN	3	1 - 0	3	RASIM NIZAM	BUL	4
3	7	YURIY BIBIKOV	KAZ	2.5	0 - 1	3	ADI AKMAN	ISR	8
4	17	TUDOREL TUPILUSI	ROU	2.5	0 - 1	2.5	ALEXEY KOMISSAROV	RUS	2
5	10	ALEXANDRU PIROSCA	ROU	2.5	0 - 1	2.5	MIHAIL DACIAN PREBEANU	ROU	6
6	9	EDGAR ENRIQUE RIVAS CABRE	VEN	2.5	1 - 0	2	MIHAI BURSUC	ROU	11
7	12	VICTOR JOSE ABIAD PARRA	VEN	2	1 - 0	2	SERGEY YERMOLENKO	ISR	25
8	15	ABDURASHID ALIMKHANOV	KAZ	2	1 - 0	2	IONEL MORARIU	ROU	13
9	14	TEODOR LAPADATU	ROU	2	1 - 0	2	YONATAN AGMON	ISR	16
10	19	MAHADZIR BIN DERANI	MAS	1.5	1 - 0	2	SUNGYUN JEONG	KOR	20
11	18	PINCHAS AMAR	ISR	1	0 - 1	1	MAT IDRIS BIN SAMAN	MAS	23
12	24	INHO SEO	KOR	1	0 - 1	1	NUR FEIQHA MUALAD MOHAME	MAS	22
13	21	CHANGSUK LEE	KOR	0	1 - 0	1			

**Chess**

Male Chess

Round 6

2015-05-16 1500

E_Room Center

**Result List**

Bo.	Sno.	Name	Pts	Res.	Pts	Name	Sno.
1	9	EDGAR ENRIQUE RIVAS CABRE VEN	3.5	= - =	4.5	STANISLAV BABARYKIN	RUS 1
2	8	ADI AKMAN	ISR 4	= - =	4	HARLEN JOSE OTERO MUNELL(C VEN	5
3	2	ALEXEY KOMISSAROV	RUS 3.5	= - =	3.5	MIHAIL DACIAN PREBEANU	ROU 6
4	3	RUSTAM KASIMOV	RUS 3	1 - 0	3	VICTOR JOSE ABIAD PARRA	VEN 12
5	4	RASIM NIZAM	BUL 3	1 - 0	3	TEODOR LAPADATU	ROU 14
6	10	ALEXANDRU PIROSCA	ROU 2.5	1 - 0	3	ABDURASHID ALIMKHANOV	KAZ 15
7	19	MAHADZIR BIN DERANI	MAS 2.5	1 - 0	2.5	TUDOREL TUPILUSI	ROU 17
8	13	IONEL MORARIU	ROU 2	0 - 1	2.5	YURIY BIBIKOV	KAZ 7
9	22	NUR FEIQHA MUALAD MOHAME MAS	2	1 - 0	2	YONATAN AGMON	ISR 16
10	20	SUNGYUN JEONG	KOR 2	0 - 1	2	MAT IDRIS BIN SAMAN	MAS 23
11	25	SERGEY YERMOLENKO	ISR 2	1 - 0	1	PINCHAS AMAR	ISR 18
12	21	CHANGSUK LEE	KOR 1	0 - 1	1	INHO SEO	KOR 24
13	11	MIHAI BURSUC	ROU 2	1 - 0			

**Chess**

Male Chess

Round 7

2015-05-17 0900

E_Room Center

**Result List**

Bo.	Sno.	Name	Pts	Res.	Pts	Name	Sno.		
1	1	STANISLAV BABARYKIN	RUS	5	1 - 0	4	ALEXEY KOMISSAROV	RUS	2
2	5	HARLEN JOSE OTERO MUNELL	VEN	4.5	0 - 1	4	RUSTAM KASIMOV	RUS	3
3	6	MIHAIL DACIAN PREBEANU	ROU	4	0 - 1	4.5	ADI AKMAN	ISR	8
4	4	RASIM NIZAM	BUL	4	1 - 0	4	EDGAR ENRIQUE RIVAS CABRE	VEN	9
5	7	YURIY BIBIKOV	KAZ	3.5	1 - 0	3.5	ALEXANDRU PIROSCA	ROU	10
6	12	VICTOR JOSE ABIAD PARRA	VEN	3	1 - 0	3.5	MAHADZIR BIN DERANI	MAS	19
7	11	MIHAI BURSUC	ROU	3	1 - 0	3	SERGEY YERMOLENKO	ISR	25
8	14	TEODOR LAPADATU	ROU	3	= - =	3	NUR FEIQHA MUALAD MOHAME	MAS	22
9	23	MAT IDRIS BIN SAMAN	MAS	3	= - =	3	ABDURASHID ALIMKHANOV	KAZ	15
10	17	TUDOREL TUPILUSI	ROU	2.5	1 - 0	2	SUNGYUN JEONG	KOR	20
11	16	YONATAN AGMON	ISR	2	1 - 0	2	INHO SEO	KOR	24
12	18	PINCHAS AMAR	ISR	1	1 - 0	1	CHANGSUK LEE	KOR	21
13	13	IONEL MORARIU	ROU	2	1 - 0	1			

**Chess**

Male Chess

Round 7

2015-05-17 0900

E_Room Center

**Result List**

Rank	Sno.	Name	Country	Rtg	Pts	TB1	TB2
1	1	STANISLAV BABARYKIN	RUS	2347	6	28.0	26.00
2	8	ADI AKMAN	ISR	2069	5.5	25.5	19.25
3	4	RASIM NIZAM	BUL	2179	5	26.0	20.00
4	3	RUSTAM KASIMOV	RUS	2192	5	26.0	18.75
5	7	YURIY BIBIKOV	KAZ	2080	4.5	23.5	14.00
6	5	HARLEN JOSE OTERO MUNELLO	VEN	2149	4.5	29.5	17.25
7	6	MIHAIL DACIAN PREBEANU	ROU	2128	4	25.5	13.25
8	9	EDGAR ENRIQUE RIVAS CABRERA	VEN	2031	4	26.0	14.25
9	2	ALEXEY KOMISSAROV	RUS	2210	4	25.5	15.00
10	11	MIHAI BURSUC	ROU	1952	4	21.5	12.50
11	12	VICTOR JOSE ABIAD PARRA	VEN	1886	4	23.0	9.50
12	17	TUDOREL TUPILUSI	ROU	1682	3.5	20.5	9.25
13	14	TEODOR LAPADATU	ROU	1841	3.5	21.0	9.00
14	22	NUR FEIQHA MUALAD MOHAMED HALIL	MAS	0	3.5	18.5	9.25
15	10	ALEXANDRU PIROSCA	ROU	2001	3.5	25.0	10.50
16	23	MAT IDRIS BIN SAMAN	MAS	0	3.5	21.0	8.25
17	19	MAHADZIR BIN DERANI	MAS	0	3.5	21.0	7.75
18	15	ABDURASHID ALIMKHANOV	KAZ	1835	3.5	21.0	6.00
19	25	SERGEY YERMOLENKO	ISR	0	3	22.5	7.50
20	16	YONATAN AGMON	ISR	1808	3	21.0	9.25
21	13	IONEL MORARIU	ROU	1875	3	25.0	8.50
22	18	PINCHAS AMAR	ISR	0	2	16.5	2.00
23	20	SUNGYUN JEONG	KOR	0	2	21.0	3.00
24	24	INHO SEO	KOR	0	2	19.0	2.00
25	21	CHANGSUK LEE	KOR	0	1	18.0	0.50



SEOUL 2015 IBSA WORLD GAMES

2015 서울 세계시각장애인경기대회



SWIMMING RESULTS

SEOUL 2015 IBSA WORLD GAMES

SEOUL, KOREA

10th-17th MAY 2015



Swimming

Male 100m Butterfly S11/S12

Preliminaries

2015-05-11

Tancheon Swimming Pool



Result List

Class	Record	Name	Country	Location	Date	
S11	WR	1:01.12	Enhamed Enhamed	ESP	Beijing, China	09/09/2008
S12	WR	0:56.84	Roman Makarov	RUS	Montreal, Canada	13/08/2013
S13	WR	0:54.92	Timothy Antalfy	AUS	Adelaide, Australia	21/03/2012

Rank	Lane	Name	Country	Class	R.T.	50M	Time	Time Behind
1	5	CHENQUAN LOU	CHN	S11	00.86)00:31.07	01:08.58 0:37.51	0:00
2	4	DIEGO FERNANDO CUESTA MARTINEZ	COL	S12	00.66)00:30.50	01:09.42 0:38.92	0:00.84
3	3	ANUAR AKHMETOV	KAZ	S12	00.84)00:30.94	01:09.66 0:38.72	0:01.07



Swimming

Male 100m Butterfly S11/S12

Preliminaries

2015-05-11

Tancheon Swimming Pool



Result List

Class	Record	Name	Country	Location	Date	
S11	WR	1:01.12	Enhamed Enhamed	ESP	Beijing, China	09/09/2008
S12	WR	0:56.84	Roman Makarov	RUS	Montreal, Canada	13/08/2013
S13	WR	0:54.92	Timothy Antalfy	AUS	Adelaide, Australia	21/03/2012

Rank	Lane	Name	Country	Class	R.T.	50M	Time	Time Behind
1	4	DZMITRY SALEI	AZE	S12	00.88	00:27.00	00:58.62 0:31.61	0:00
2	5	HUIYI SU	CHN	S12	00.82	00:31.98	01:09.36 0:37.37	0:10.74
3	3	EMRE SONMEZ	TUR	S12	00.94	00:39.46	01:34.67 0:55.21	0:36.05
	2	DONG HO HAN	KOR	S12				DSQ

**Swimming**

Male 100m Butterfly S11/S12

Preliminaries

2015-05-11

Tancheon Swimming Pool

**Result List**

Class	Record	Name	Country	Location	Date	
S11	WR	1:01.12	Enhamed Enhamed	ESP	Beijing, China	09/09/2008
S12	WR	0:56.84	Roman Makarov	RUS	Montreal, Canada	13/08/2013
S13	WR	0:54.92	Timothy Antalfy	AUS	Adelaide, Australia	21/03/2012

Rank	Lane	Name	Country	Class	R.T.	50M	Time	Time Behind
1	6	ROMAN MAKAROV	RUS	S12	00.83	00:29.02	01:00.82	0:31.8
2	3	RAMAN SALEI	AZE	S12	00.99	00:29.47	01:05.65	0:36.18
3	1	ZEJIAO LIU	CHN	S11	01.02	00:33.25	01:12.47	0:39.22
4	4	KAIMAR KALDMA	EST	S12	00.98	00:33.69	01:15.00	0:41.31
5	5	KITTIPORN MARNNOK	THA	S11	01.16	00:45.59	01:37.09	0:51.5
	2	SHIN-WEI LIN	TPE	S12				DSQ



Swimming

Female 100m Butterfly S11/S12/S13

2015-05-11

Preliminaries

Tancheon Swimming Pool



Result List

Class	Record	Name	Country	Location	Date
S11	WR 1:15.17	Mary Fisher	NZL	Auckland, Nes Zealand	22/03/2013
S12	WR 1:03.11	Joanna Mendak	POL	Berlin, Germany	02/06/2006
S13	WR 1:05.95	Yvonne Hopf	GER	Sheffield, Great Britain	01/06/1996

Rank	Lane	Name	Country	Class	R.T.	50M	Time	Time Behind
1	4	BELKIS DEYANARA MOTA ECHARRY	VEN	S12	00.95)00:36.82	01:20.05 0:43.23	0:00
2	2	QING XIE	CHN	S11	00.94)00:38.51	01:21.63 0:43.12	0:01.57
3	6	NAOMI CIORAP	ROU	S13	00.88)00:36.45	01:24.03 0:47.58	0:03.98
4	1	SHANSHAN ZHOU	CHN	S12	01.23)00:37.85	01:24.31 0:46.46	0:04.26
5	3	LIWEN CAI	CHN	S11	01.09)00:44.24	01:37.63 0:53.38	0:17.58
6	5	FATMA NUR BAKI	TUR	S12	00.97)00:43.25	01:42.15 0:58.90	0:22.10

**Swimming**

Female 50m Breaststroke SB11/SB12/SB1 2015-05-11

Preliminaries

Tancheon Swimming Pool

**Result List**

Class	Record	Name	Country	Location	Date
SB11	WR	0:39:91 Maja Reichard	SWE	Berlin, Germany	24/05/2013
SB12	WR	0:35.07 Karolina Pelendritou	CYP	Berlin, Germany	30/06/2012
SB13	WR	0:36.27 Prue Watt	AUS	Adelaide, Australia	22/03/2012

Rank	Lane	Name	Country	Class	R.T.	Time	Time Behind
1	4	ANNA NOSALEVA	RUS	SB12	00.97	00:40.67	0:00
2	2	OXANA SAVCHENKO	RUS	SB12	00.89	00:41.40	0:00.72
3	5	ELVINA BAYBULATOVA	UZB	SB13	01.12	00:44.27	0:03.60
4	3	LIWEN CAI	CHN	SB11	01.11	00:47.60	0:06.93



Swimming

Male 200m Freestyle S13

Preliminaries

2015-05-11

Tancheon Swimming Pool



Result List

Class	Record	Name	Country	Location	Date
S11	WR 2:04.58	John Morgan	USA	Drachten, Netherlands	21/07/1990
S12	WR 1:59.43	Sergey Punko	RUS	Quebec, Canada	07/08/2003
S13	WR 1:56.78	Charles Bouwer	RSA	Port Elizabeth, South Africa	18/04/2013

Rank	Lane	Name	Country	Class	R. T.	50M	100M	150M	Time	Time Behind
1	4	ALEKSANDR GOLINTOVSKII	RUS	S13	00.73	(1)00:29.26	(1)01:00.99	(1)01:32.82	02:02.42	0:00
							0:31.73	0:31.82	0:29.60	
2	6	STEPAN SMAGIN	RUS	S13	00.97	(2)00:29.56	(2)01:02.39	(2)01:34.51	02:06.25	0:03.82
							0:32.83	0:32.12	0:31.73	
3	5	ANDREI BUKOV	RUS	S13	00.79	(3)00:29.88	(3)01:02.98	(3)01:35.99	02:09.13	0:06.70
							0:33.09	0:33.01	0:33.14	



Swimming

Female 4X50m Medley

Preliminaries

2015-05-11

Tancheon Swimming Pool



Result List

Class	Record Name	Country	Location	Date
				//

Rank	Lane	Country/Name	Class	R.T.	50M	Time	Time Behind
1	4	CHN - China				02:40.67	
		LIWEN CAI	SM11		00:42.44	00:42.44	
		XIAOTONG ZHANG	SM11		0:47.36	01:29.80	
		QING XIE	SM11		0:37.25	02:07.05	
		SHANSHAN ZHOU	SM12		0:33.61	02:40.67	

**Swimming**

Male 100m Backstroke S12

Preliminaries

2015-05-12

Tancheon Swimming Pool

**Result List**

Class	Record	Name	Country	Location	Date	
S11	WR	1:07.74	Bozun Yang	CHN	Beijing, China	13/09/2008
S12	WR	0:59.35	Aleksandr Nevolin-Svetov	RUS	London, Great Britain	05/09/2012
S13	WR	0:56.97	Ihar Boki	BLR	London, Great Britain	03/09/2012

Rank	Lane	Name	Country	Class	R.T.	50M	Time	Time Behind
1	1	ALEKSANDR NEVOLIN SVETOV	RUS	S12)00:30.33	01:03.34	0:33.01	0:00
2	4	ARTUR SAIFUTDINOV	RUS	S12)00:32.55	01:06.78	0:34.23	0:03.43
3	2	ANUAR AKHMETOV	KAZ	S12)00:33.63	01:09.74	0:36.10	0:06.39
4	5	DIEGO FERNANDO CUESTA MARTINEZ	COL	S12)00:37.16	01:15.98	0:38.82	0:12.64
5	3	KAIMAR KALDMA	EST	S12)00:42.93	01:28.89	0:45.96	0:25.54

**Swimming**

Male 100m Backstroke S12

Preliminaries

2015-05-12

Tancheon Swimming Pool

**Result List**

Class	Record	Name	Country	Location	Date	
S11	WR	1:07.74	Bozun Yang	CHN	Beijing, China	13/09/2008
S12	WR	0:59.35	Aleksandr Nevolin-Svetov	RUS	London, Great Britain	05/09/2012
S13	WR	0:56.97	Ihar Boki	BLR	London, Great Britain	03/09/2012

Rank	Lane	Name	Country	Class	R.T.	50M	Time	Time Behind
1	4	DZMITRY SALEI	AZE	S12		00:31.11	01:04.48 0:33.37	0:00
2	5	HUIYI SU	CHN	S12		00:35.33	01:16.68 0:41.35	0:12.20
3	1	YAKUP CIRAKOGLU	TUR	S12		00:49.16	01:45.88 0:56.72	0:41.39
	3	RAMAN SALEI	AZE	S12				DSQ
	6	DONG HO HAN	KOR	S12				DSQ



Swimming

Male 400m Freestyle S11/S12

2015-05-12

Preliminaries

Tancheon Swimming Pool



Result List

Class	Record	Name	Country	Location	Date
S11	WR 4:20.83	John Morgan	USA	Barcelona, Spain	07/09/1992
S12	WR 4:05.95	Danylo Chufarov	UKR	Montreal, Canada	16/08/2013
S13	WR 3:55.56	Ihar Boki	BLR	Montreal, Canada	16/08/2013

Rank	Lane	Name	Country	Class	R.T.	Time				Time Behind			
						50M	100M	150M	200M		250M	300M	350M
1	3	DMITRIY HORLIN	UZB	S12	00.89	04:33.24	0:00						
						(1)00:31.33	(1)01:06.10	(1)01:41.47	(1)02:16.16	(1)02:50.83	(1)03:25.36	(1)03:59.56	04:33.24
						0:34.76	0:35.37	0:34.69	0:34.67	0:34.53	0:34.19	0:33.68	
2	5	ZEJIAO LIU	CHN	S11	00.93	05:13.49	0:40.25						
						(2)00:33.82	(2)01:11.95	(2)01:51.88	(2)02:31.93	(2)03:12.20	(2)03:52.26	(2)04:32.63	05:13.49
						0:38.13	0:39.92	0:40.05	0:40.26	0:40.06	0:40.37	0:40.86	
3	4	DIEGO FERNANDO CUESTA MARTINEZ	COL	S12	00.94	05:30.26	0:57.01						
						(3)00:34.47	(3)01:12.67	(3)01:53.25	(3)02:35.58	(3)03:18.80	(3)04:02.93	(3)04:47.31	05:30.26
						0:38.2	0:40.58	0:42.33	0:43.22	0:44.12	0:44.37	0:42.94	



Swimming

Male 400m Freestyle S11/S12

Preliminaries

2015-05-12

Tancheon Swimming Pool



Result List

Class	Record	Name	Country	Location	Date
S11	WR 4:20.83	John Morgan	USA	Barcelona, Spain	07/09/1992
S12	WR 4:05.95	Danylo Chufarov	UKR	Montreal, Canada	16/08/2013
S13	WR 3:55.56	Ihar Boki	BLR	Montreal, Canada	16/08/2013

Rank	Lane	Name	Country	Class	R.T.	Time				Time Behind			
						50M	100M	150M	200M		250M	300M	350M
1	3	SERGEY PUNKO	RUS	S12	00.87	04:38.30	0:00						
(2)00:32.48(1)01:07.88 (1)01:43.20(1)02:18.50 (1)02:53.79 (1)03:28.71 (1)04:03.74 04:38.30 0:35.4 0:35.32 0:35.3 0:35.28 0:34.92 0:35.03 0:34.56													
2	2	RAMAN SALEI	AZE	S12	01.18	04:46.41	0:08.11						
(1)00:32.26(2)01:08.20 (2)01:44.24(2)02:20.75 (2)02:57.08 (2)03:33.07 (2)04:09.97 04:46.41 0:35.94 0:36.03 0:36.51 0:36.33 0:35.98 0:36.90 0:36.44													
3	1	KAIMAR KALDMA	EST	S12	01.17	05:16.53	0:38.22						
(3)00:34.05(3)01:13.48 (3)01:53.66(3)02:34.81 (3)03:17.20 (3)03:57.06 (3)04:37.77 05:16.53 0:39.43 0:40.17 0:41.15 0:42.38 0:39.86 0:40.70 0:38.75													
4	5	MANSURBEK IBRASHEV	KAZ	S11	00.96	05:48.09	1:09.78						
(4)00:35.70(4)01:15.51 (4)01:58.23(4)02:43.75 (4)03:30.37 (4)04:17.32 (4)05:04.21 05:48.09 0:39.81 0:42.72 0:45.51 0:46.62 0:46.94 0:46.88 0:43.87													
5	4	YAKUP CIRAKOGLU	TUR	S12	00.63	06:49.76	2:11.45						
(5)00:43.34(5)01:32.93 (5)02:25.59(5)03:18.27 (5)04:12.87 (5)05:07.01 (5)05:59.99 06:49.76 0:49.59 0:52.66 0:52.68 0:54.59 0:54.13 0:52.98 0:49.76													



Swimming

Female 100m Backstroke S13

2015-05-12

Preliminaries

Tancheon Swimming Pool



Result List

Class	Record	Name	Country	Location	Date
S11	WR 1:18.59	Rina Akiyama	JPN	Osaka, Japan	16/07/2012
S12	WR 1:06.15	Hannah Russell	GBR	Glasgow, Great Britain	28/03/2015
S13	WR 1:07.29	Anna Krivshina	RUS	Montreal, Canada	17/08/2013

Rank	Lane	Name	Country	Class	R.T.	50M	Time	Time Behind
1	4	ANNA KRIVSHINA	RUS	S13)00:34.35	01:09.66	0:35.30	0:00
2	5	NAOMI CIORAP	ROU	S13)00:39.75	01:21.33	0:41.58	0:11.67

**Swimming**

Male 50m Butterfly S13

Preliminaries

2015-05-12

Tancheon Swimming Pool

**Result List**

Class	Record	Name	Country	Location	Date	
S11	WR	0:27.99	Israel Oliver	ESP	Berlin, Germany	19/04/2015
S12	WR	0:26.37	Roman Makarov	RUS	London, Great Britain	02/09/2012
S13	WR	0:24.53	Timothy Antalfy	AUS	Adelaide, Australia	17/03/2012

Rank	Lane	Name	Country	Class	R.T.	Time	Time Behind
1	4	SHOKHZOD JUMANIYAZOV	UZB	S13	00.86	00:28.15	0:00
2	3	MUKHAMMAD ABDURAIMOV	UZB	S13	00.79	00:28.17	0:00.02
3	5	ANDREI BUKOV	RUS	S13	00.81	00:28.68	0:00.53

**Swimming**

Female 50m Butterfly S12/S13

Preliminaries

2015-05-12

Tancheon Swimming Pool

**Result List**

Class	Record	Name	Country	Location	Date	
S11	WR	0:33.25	Mary Fisher	NZL	Auckland, New Zealand	19/03/2013
S12	WR	0:30.07	Joanna Mendak	POL	Esbjerg, Denmark	11/03/2006
S13	WR	0:29.81	Rebecca Meyers	USA	Berlin, Germany	17/04/2015

Rank	Lane	Name	Country	Class	R.T.	Time	Time Behind
1	5	DARYA STUKALOVA	RUS	S12	00.89	00:29.76	0:00 WR
2	2	OXANA SAVCHENKO	RUS	S12	00.82	00:34.23	0:04.46
3	4	BELKIS DEYANARA MOTA ECHARRY	VEN	S12	00.92	00:35.35	0:05.59
4	3	NAOMI CIORAP	ROU	S13	00.89	00:35.91	0:06.14



Swimming

Female 200m Breaststroke SB12/SB13

2015-05-12

Preliminaries

Tancheon Swimming Pool



Result List

Class	Record	Name	Country	Location	Date
SB11	WR 3:11.18	Elaine Barrett	GBR	Quebec, Canada	05/08/2003
SB12	WR 2:51.72	Karolina Pelendritou	CYP	Berlin, Germany	17/04/2015
SB13	WR 2:51.49	Kirby Cote	CAN	Winnipeg, Canada	22/07/2001

Rank	Lane	Name	Country	Class	R. T.	50M	100M	150M	Time	Time Behind
1	4	ANNA NOSALEVA	RUS	SB12	00.93	00:42.75	01:31.88	02:22.07	03:13.35	
							0:49.12	0:50.19	0:51.28	
2	5	ELVINA BAYBULATOVA	UZB	SB13	01.04	00:44.56	01:38.55	02:38.50	03:39.86	
							0:53.98	0:59.95	1:01.36	



Swimming

Male 200m Breaststroke SB12/SB13

2015-05-12

Preliminaries

Tancheon Swimming Pool



Result List

Class	Record	Name	Country	Location	Date
SB11	WR 2:42.56	Christian Bundgaard	DEN	Atlanta, United States of America	23/08/1996
SB12	WR 2:34.08	Kingsley Bugarin	AUS	Perth, Australia	18/10/1999
SB13	WR 2:33.82	Noel Pedersen	NOR	Atlanta, United States of America	23/08/1996

Rank	Lane	Name	Country	Class	R. T.	50M	100M	150M	Time	Time Behind
1	3	MAKSIM NIKIFOROV	RUS	SB13	01.07	00:35.74	01:15.42 0:39.68	01:55.38 0:39.95	02:37.28	0:00
2	4	SHOKHZOD JUMANIYAZOV	UZB	SB13	00.49	00:37.74	01:20.23 0:42.49	02:00.10 0:39.86	02:40.07	0:02.78
3	5	MIKHAIL ZIMIN	RUS	SB13	00.94	00:36.57	01:17.77 0:41.19	02:00.98 0:43.21	02:42.85	0:05.56
	2	ARTUR SAIFUTDINOV	RUS	SB12						DSQ



Swimming

Male 100m Freestyle S12

Preliminaries

2015-05-13

Tancheon Swimming Pool



Result List

Class	Record	Name	Country	Location	Date
S11	WR 0:56.67	John Morgan	USA	Gothenburg, Sweden	09/08/1986
S12	WR 0:50.91	Maksym Veraksa	UKR	Reykjavik, Iceland	24/10/2009
S13	WR 0:51.05	Ihar Boki	BLR	Montreal, Canada	18/08/2013

Rank	Lane	Name	Country	Class	R.T.	50M	Time	Time Behind
1	5	DZMITRY SALEI	AZE	S12	00.88)00:26.02	00:53.74 0:27.72	0:00
2	3	ANUAR AKHMETOV	KAZ	S12	00.77)00:28.28	00:58.21 0:29.93	0:04.46
3	4	DIEGO FERNANDO CUESTA MARTINEZ	COL	S12	00.88)00:28.75	00:59.97 0:31.22	0:06.22

**Swimming**

Male 100m Freestyle S12

Preliminaries

2015-05-13

Tancheon Swimming Pool

**Result List**

Class	Record	Name	Country	Location	Date
S11	WR 0:56.67	John Morgan	USA	Gothenburg, Sweden	09/08/1986
S12	WR 0:50.91	Maksym Veraksa	UKR	Reykjavik, Iceland	24/10/2009
S13	WR 0:51.05	Ihar Boki	BLR	Montreal, Canada	18/08/2013

Rank	Lane	Name	Country	Class	R.T.	50M	Time	Time Behind
1	5	ALEKSANDR NEVOLIN SVETOV	RUS	S12	00.85)00:25.90	00:54.62 0:28.72	0:00
2	2	DMITRIY HORLIN	UZB	S12	00.85)00:27.77	00:58.23 0:30.45	0:03.60
3	3	DONG HO HAN	KOR	S12	00.86)00:30.41	01:03.45 0:33.04	0:08.83
4	4	EMRE SONMEZ	TUR	S12	00.93)00:34.70	01:17.28 0:42.58	0:22.66



Swimming

Male 100m Freestyle S12

Preliminaries

2015-05-13

Tancheon Swimming Pool



Result List

Class	Record	Name	Country	Location	Date
S11	WR 0:56.67	John Morgan	USA	Gothenburg, Sweden	09/08/1986
S12	WR 0:50.91	Maksym Veraksa	UKR	Reykjavik, Iceland	24/10/2009
S13	WR 0:51.05	Ihar Boki	BLR	Montreal, Canada	18/08/2013

Rank	Lane	Name	Country	Class	R.T.	50M	Time	Time Behind
1	3	RAMAN SALEI	AZE	S12	01.09)00:27.70	00:58.98 0:31.27	0:00
2	6	SHIN-WEI LIN	TPE	S12	00.81)00:30.70	01:03.73 0:33.03	0:04.75
3	5	KAIMAR KALDMA	EST	S12	01.01)00:30.31	01:03.99 0:33.68	0:05.01
4	4	HUIYI SU	CHN	S12	00.74)00:30.17	01:04.42 0:34.25	0:05.44
5	1	ZIV TZVI BETTER	ISR	S12	00.86)00:32.09	01:08.11 0:36.01	0:09.13
6	2	YAKUP CIRAKOGLU	TUR	S12	00.97)00:35.67	01:18.86 0:43.19	0:19.88



Swimming

Male 100m Freestyle S13

Preliminaries

2015-05-13

Tancheon Swimming Pool



Result List

Class	Record	Name	Country	Location	Date
S11	WR 0:56.67	John Morgan	USA	Gothenburg, Sweden	09/08/1986
S12	WR 0:50.91	Maksym Veraksa	UKR	Reykjavik, Iceland	24/10/2009
S13	WR 0:51.05	Ihar Boki	BLR	Montreal, Canada	18/08/2013

Rank	Lane	Name	Country	Class	R.T.	50M	Time	Time Behind
1	3	ALEKSANDR GOLINTOVSKII	RUS	S13	00.76)00:26.53	00:54.46 0:27.93	0:00
2	5	ANDREI BUKOV	RUS	S13	00.85)00:28.70	00:59.32 0:30.62	0:04.85
3	4	CHAIPORN LAOBENG	THA	S13	00.96)00:31.65	01:09.72 0:38.07	0:15.25



Swimming

Male 100m Freestyle S13

Preliminaries

2015-05-13

Tancheon Swimming Pool



Result List

Class	Record	Name	Country	Location	Date
S11	WR 0:56.67	John Morgan	USA	Gothenburg, Sweden	09/08/1986
S12	WR 0:50.91	Maksym Veraksa	UKR	Reykjavik, Iceland	24/10/2009
S13	WR 0:51.05	Ihar Boki	BLR	Montreal, Canada	18/08/2013

Rank	Lane	Name	Country	Class	R.T.	50M	Time	Time Behind
1	6	STEPAN SMAGIN	RUS	S13	00.94)00:27.34	00:56.42 0:29.08	0:00
2	3	MUKHAMMAD ABDURAIMOV	UZB	S13	00.78)00:29.25	01:02.74 0:33.49	0:06.32
3	4	DAN ZHANG	CHN	S13	00.98)00:30.65	01:03.62 0:32.97	0:07.19
4	5	MARINUS MELIANUS YOWEI	INA	S13	00.77)00:30.04	01:04.60 0:34.55	0:08.17
5	2	SUTAT SAWATTARN	THA	S13	00.80)00:31.09	01:06.19 0:35.09	0:09.76

**Swimming**

Female 100m Freestyle S11/S12

2015-05-13

Preliminaries

Tancheon Swimming Pool

**Result List**

Class	Record	Name	Country	Location	Date	
S11	WR	1:07.29	Cecilia Camellini	ITA	London, Great Britain	31/08/2012
S12	WR	0:58.41	Oxana Savchenko	RUS	London, Great Britain	04/09/2012
S13	WR	0:58.72	Anna Stetsenko	UKR	Berlin, Germany	17/04/2015

Rank	Lane	Name	Country	Class	R.T.	50M	Time	Time Behind
1	3	BELKIS DEYANARA MOTA ECHARRY	VEN	S12	00.90)00:35.41	01:16.50 0:41.09	0:00
2	5	FATMA NUR BAKI	TUR	S12	01.02)00:38.56	01:22.47 0:43.91	0:05.96
3	4	KANCHANMALA DNYANESHWAR PANDE	IND	S11)00:44.66	01:39.02 0:54.36	0:22.51



Swimming

Female 100m Freestyle S11/S12

2015-05-13

Preliminaries

Tancheon Swimming Pool



Result List

Class	Record	Name	Country	Location	Date
S11	WR 1:07.29	Cecilia Camellini	ITA	London, Great Britain	31/08/2012
S12	WR 0:58.41	Oxana Savchenko	RUS	London, Great Britain	04/09/2012
S13	WR 0:58.72	Anna Stetsenko	UKR	Berlin, Germany	17/04/2015

Rank	Lane	Name	Country	Class	R.T.	50M	Time	Time Behind
1	3	OXANA SAVCHENKO	RUS	S12	00.82)00:33.47	01:10.08 0:36.61	0:00
2	5	QING XIE	CHN	S11	00.86)00:37.34	01:15.29 0:37.95	0:05.21
3	4	SHANSHAN ZHOU	CHN	S12	01.10)00:36.72	01:15.81 0:39.09	0:05.73
4	2	LIWEN CAI	CHN	S11	01.40)00:38.29	01:22.32 0:44.02	0:12.23



Swimming

Female 100m Freestyle S13

Preliminaries

2015-05-13

Tancheon Swimming Pool



Result List

Class	Record	Name	Country	Location	Date
S11	WR 1:07.29	Cecilia Camellini	ITA	London, Great Britain	31/08/2012
S12	WR 0:58.41	Oxana Savchenko	RUS	London, Great Britain	04/09/2012
S13	WR 0:58.72	Anna Stetsenko	UKR	Berlin, Germany	17/04/2015

Rank	Lane	Name	Country	Class	R.T.	50M	Time	Time Behind
1	3	ANNA KRIVSHINA	RUS	S13	00.96)00:30.24	01:03.12 0:32.87	0:00
2	4	NAOMI CIORAP	ROU	S13	00.85)00:34.55	01:12.38 0:37.83	0:09.25



Swimming

Male 200m Backstroke S12

Preliminaries

2015-05-13

Tancheon Swimming Pool



Result List

Class	Record	Name	Country	Location	Date
S11	WR 2:33:42	John Morgan	USA	Barcelona, Spain	08/09/1992
S12	WR 2:18.10	Raman Makarau	BLR	Quebec, Canada	08/08/2003
S13	WR 2:15.21	Sean Russo	AUS	Berlin, Germany	18/04/2015

Rank	Lane	Name	Country	Class	R. T.	50M	100M	150M	Time	Time Behind
1	5	ROMAN MAKAROV	RUS	S12	(2)00:32.98	(2)01:08.23	(1)01:44.83	02:21.18	0:00	
						0:35.25	0:36.59	0:36.35		
2	3	ARTUR SAIFUTDINOV	RUS	S12	(3)00:34.47	(3)01:10.95	(3)01:48.59	02:24.55	0:03.37	
						0:36.48	0:37.64	0:35.96		
3	4	SERGEY PUNKO	RUS	S12	(4)00:35.26	(4)01:13.19	(4)01:52.56	02:31.41	0:10.22	
						0:37.93	0:39.37	0:38.84		
4	2	RAMAN SALEI	AZE	S12	(1)00:31.88	(1)01:07.59	(2)01:48.12	02:31.94	0:10.75	
						0:35.71	0:40.53	0:43.81		



Swimming

Female 4X100m Medley

Preliminaries

2015-05-13

Tancheon Swimming Pool



Result List

Class	Record	Name	Country	Location	Date	
-	WR	4:48.67	Savchenko,Krivshina Nosaleva,Stukalova,	RUS	Eindhoven, Neherlands	04/08/2014

Rank	Lane	Country/Name	Class	R.T.	50M	100M	Time	Time Behind
1	4	CHN - China					05:57.54	0:00
		LIWEN CAI	SM11		01:34.07	(1)01:34.07		
		XIAOTONG ZHANG	SM11		1:32.17	(1)03:06.24		
		SHANSHAN ZHOU	SM12		1:33.88	(1)04:40.13		
		QING XIE	SM11		1:17.41	(1)05:57.54		



Swimming

Male 4X100m Medley

Preliminaries

2015-05-13

Tancheon Swimming Pool



Result List

Class	Record	Name	Country	Location	Date
-	WR	4:00.83	Chufarov,Stabrovsky Denysenko, Fedyna, Chufar	UKR Eindhoven, Netherlands	04/08/2014

Rank	Lane	Country/Name	Class	R.T.	50M	100M	Time	Time Behind
1	4	RUS - Russia					04:36.31	0:00
		KIRILL BELOUSOV	SM11		01:16.51	(2)01:16.51		
		SERGEY PUNKO	SM12		1:13.89	(1)02:30.40		
		ROMAN MAKAROV	SM12		1:00.06	(1)03:30.46		
		MAKSIM KOVAL	SM11		1:05.85	(1)04:36.31		
2	3	CHN - China					05:17.54	0:41.23
		HUIYI SU	SM12		01:15.82	(1)01:15.82		
		BOZUN YANG	SM11		1:33.17	(2)02:48.99		
		CHENQUAN LOU	SM11		1:17.54	(2)04:06.54		
		DAN ZHANG	SM13		1:11.00	(2)05:17.54		



Swimming

Male 200m Butterfly S12

Preliminaries

2015-05-14

Tancheon Swimming Pool



Result List

Class	Record	Name	Country	Location	Date
S11	WR 2:26.70	Israel Oliver	ESP	Berlin, Germany	17/04/2015
S12	WR 2:13.40	Sergey Punko	RUS	Berlin, Germany	26/05/2007
S13	WR 2:18.58	Michael Edgson	CAN	Drachten, Netherlands	20/07/1990

Rank	Lane	Name	Country	Class	R. T.	50M	100M	150M	Time	Time Behind
1	5	ROMAN MAKAROV	RUS	S12	00.84	(1)00:29.91	(1)01:04.19	(2)01:38.75	02:12.49	0:00 WR
							0:34.28	0:34.56	0:33.74	
2	4	SERGEY PUNKO	RUS	S12	00.90	(2)00:30.79	(2)01:06.06	(1)01:43.65	02:22.14	0:09.64
							0:35.27	0:37.59	0:38.48	

**Swimming**

Female 100m Breaststroke SB13

2015-05-14

Preliminaries

Tancheon Swimming Pool

**Result List**

Class	Record	Name	Country	Location	Date	
SB11	WR	1:27.37	Maja Reichard	SWE	Montreal, Canada	17/08/2013
SB12	WR	1:16.10	Karolina Pelendritou	CYP	Montreal, Canada	18/08/2013
SB13	WR	1:17.12	Kirby Cote	CAN	Victoria, Canada	09/08/2002

Rank	Lane	Name	Country	Class	R.T.	50M	Time	Time Behind
1	4	ELVINA BAYBULATOVA	UZB	SB13	01.02)00:43.59	01:36.99 0:53.39	0:00

**Swimming**

Female 50m Backstroke S11/S12/S13

2015-05-14

Preliminaries

Tancheon Swimming Pool

**Result List**

Class	Record	Name	Country	Location	Date
S11	WR	0:36.49 Daniela Schulte	GER	Berlin, Germany	24/05/2013
S12	WR	0:31.95 Hannah Russell	GBR	Berlin, Germany	25/04/2014
S13	WR	0:31.43 Anna Krivshina	RUS	Berlin, Gemany	17/04/2015

Rank	Lane	Name	Country	Class	R.T.	Time	Time Behind
1	2	ANNA KRIVSHINA	RUS	S13		00:32.49	0:00
2	5	NAOMI CIORAP	ROU	S13		00:37.62	0:05.12
3	4	OXANA SAVCHENKO	RUS	S12		00:42.84	0:10.35
4	3	KANCHANMALA DNYANESHWAR PANDE	IND	S11		00:47.80	0:15.30

**Swimming**

Male 50m Backstroke S13

2015-05-14

Preliminaries

Tancheon Swimming Pool

**Result List**

Class	Record	Name	Country	Location	Date	
S11	WR	0:32.31	Damian Pietrasik	POL	Berlin, Germany	24/06/2005
S12	WR	0:28.07	Tucker Dupree	USA	Berlin, Germany	25/04/2014
S13	WR	0:27.57	Ihar Boki	BLR	London, Great Britain	03/09/2012

Rank	Lane	Name	Country	Class	R.T.	Time	Time Behind
1	4	ANDREI BUKOV	RUS	S13		00:37.58	0:00



Swimming

Female 4X50m Freestyle

Preliminaries

2015-05-14

Tancheon Swimming Pool



Result List

Class	Record Name	Country	Location	Date
-------	-------------	---------	----------	------

//

Rank	Lane	Country/Name	Class	R.T.	50M	Time	Time Behind
------	------	--------------	-------	------	-----	------	-------------

1	4	CHN - China				02:38.66	0:00
		LIWEN CAI	S11	01.06	00:38.00	(1)00:38.00	
		QING XIE	S11		0:38.18	(1)01:16.18	
		XIAOTONG ZHANG	S11		0:44.69	(1)02:00.87	
		SHANSHAN ZHOU	S12		0:37.78	(1)02:38.66	

**Swimming**

Male 50m Freestyle S12

Preliminaries

2015-05-15

Tancheon Swimming Pool

**Result List**

Class	Record	Name	Country	Location	Date	
S11	WR	0:25.27	Bozun Yang	CHN	London, Great Britain	01/09/2012
S12	WR	0:22.99	Maksym Veraksa	UKR	Reykjavik, Iceland	21/10/2009
S13	WR	0:23.21	Ihar Boki	BLR	Eindhoven, Neherlands	07/08/2014

Rank	Lane	Name	Country	Class	R.T.	Time	Time Behind
1	3	ANUAR AKHMETOV	KAZ	S12	00.81	00:25.86	0:00
2	4	DIEGO FERNANDO CUESTA MARTINEZ	COL	S12	00.87	00:27.05	0:01.19
3	5	EMRE SONMEZ	TUR	S12	00.90	00:31.88	0:06.02

**Swimming**

Male 50m Freestyle S12

Preliminaries

2015-05-15

Tancheon Swimming Pool

**Result List**

Class	Record	Name	Country	Location	Date
S11	WR 0:25.27	Bozun Yang	CHN	London, Great Britain	01/09/2012
S12	WR 0:22.99	Maksym Veraksa	UKR	Reykjavik, Iceland	21/10/2009
S13	WR 0:23.21	Ihar Boki	BLR	Eindhoven, Neherlands	07/08/2014

Rank	Lane	Name	Country	Class	R.T.	Time	Time Behind
1	3	DZMITRY SALEI	AZE	S12	00.86	00:24.34	0:00
2	5	ALEKSANDR NEVOLIN SVETOV	RUS	S12	00.85	00:24.80	0:00.46
3	2	DMITRIY HORLIN	UZB	S12	00.87	00:26.30	0:01.96
4	6	DONG HO HAN	KOR	S12	00.92	00:26.92	0:02.58
5	4	HUIYI SU	CHN	S12	00.74	00:28.00	0:03.66

**Swimming**

Male 50m Freestyle S12

Preliminaries

2015-05-15

Tancheon Swimming Pool

**Result List**

Class	Record	Name	Country	Location	Date	
S11	WR	0:25.27	Bozun Yang	CHN	London, Great Britain	01/09/2012
S12	WR	0:22.99	Maksym Veraksa	UKR	Reykjavik, Iceland	21/10/2009
S13	WR	0:23.21	Ihar Boki	BLR	Eindhoven, Neherlands	07/08/2014

Rank	Lane	Name	Country	Class	R.T.	Time	Time Behind
1	3	RAMAN SALEI	AZE	S12	00.88	00:25.21	0:00
2	6	ROMAN MAKAROV	RUS	S12	00.79	00:25.93	0:00.71
3	2	SHIN-WEI LIN	TPE	S12	00.73	00:27.56	0:02.34
4	1	ZIV TZVI BETTER	ISR	S12	00.81	00:28.80	0:03.59
5	4	KAIMAR KALDMA	EST	S12	00.98	00:28.95	0:03.73
6	5	MENASER MERIBA NUMBERI	INA	S12	00.74	00:30.17	0:04.96



Swimming

Female 200m Indv. Medley SM11/SM12/SM13 2015-05-15

Preliminaries

Tancheon Swimming Pool



Result List

Class	Record	Name	Country	Location	Date
SM11	WR 2:46.91	Mary Fisher	NZL	London, Great Britain	08/09/2012
SM12	WR 2:28.00	Oxana Sevchenko	RUS	London, Great Britain	03/09/2012
SM13	WR 2:26.86	Rebecca Meyers	USA	Pasadena, United States of America	09/08/2014

Rank	Lane	Name	Country	Class	R. T.	50M	100M	150M	Time	Time Behind
1	5	DARYA STUKALOVA	RUS	SM12	00.96	(1)00:30.96	(1)01:08.54	(1)01:55.42	02:30.32	0:00
							0:37.58	0:46.87	0:34.89	
2	4	ANNA NOSALEVA	RUS	SM12	00.99	(2)00:37.45	(2)01:22.44	(2)02:10.57	02:50.85	0:20.53
							0:44.98	0:48.12	0:40.28	
3	6	NAOMI CIORAP	ROU	SM13	00.87	(3)00:38.12	(3)01:23.22	(3)02:18.79	03:01.10	0:30.78
							0:45.1	0:55.56	0:42.31	
4	1	SHANSHAN ZHOU	CHN	SM12	01.21	(5)00:41.60	(5)01:31.51	(4)02:24.55	03:06.63	0:36.31
							0:49.91	0:53.04	0:42.07	
5	2	QING XIE	CHN	SM11	00.90	(4)00:39.61	(4)01:31.13	(5)02:27.06	03:08.99	0:38.67
							0:51.51	0:55.93	0:41.93	
6	3	LIWEN CAI	CHN	SM11	00.98	(6)00:44.18	(6)01:35.07	(6)02:32.56	03:19.28	0:48.96
							0:50.88	0:57.49	0:46.72	

**Swimming**

Female 50m Freestyle S13

Preliminaries

2015-05-15

Tancheon Swimming Pool

**Result List**

Class	Record	Name	Country	Location	Date	
S11	WR	0:30.94	Cecilia Camellini	ITA	London, Great Britain	01/09/2012
S12	WR	0:26.90	Oxana Savchenko	RUS	London, Great Britain	07/09/2012
S13	WR	0:27.38	Yvonne Hopf	GER	Atlanta, United States of America	25/08/1996

Rank	Lane	Name	Country	Class	R.T.	Time	Time Behind
1	4	ANNA KRIVSHINA	RUS	S13	00.94	00:28.55	0:00
2	3	NAOMI CIORAP	ROU	S13	00.90	00:32.83	0:04.27



Swimming

Female 4X100m Freestyle

Preliminaries

2015-05-15

Tancheon Swimming Pool



Result List

Class	Record	Name	Country	Location	Date	
-	WR	4:26.32	Stukalova, Savchenko, Krivshina, Nosaleva	RUS	Eindhoven, Neherlands	06/08/2014

Rank	Lane	Country/Name	Class	R.T.	50M	100M	Time	Time Behind
1	4	CHN - China					05:40.15	0:00
		LIWEN CAI	S11	01.05		01:24.06	(1)01:24.06	
		XIAOTONG ZHANG	S11			1:34.53	(1)02:58.59	
		QING XIE	S11			1:18.65	(1)04:17.24	
		SHANSHAN ZHOU	S12			1:22.90	(1)05:40.15	



Swimming

Male 4X100m Freestyle

Preliminaries

2015-05-15

Tancheon Swimming Pool



Result List

Class	Record	Name	Country	Location	Date	
-	WR	3:38.19	Fedyna, Veraksa, Stabrovskyy, Denysenko	UKR	Eindhoven, Netherlands	06/08/2014

Rank	Lane	Country/Name	Class	R.T.	50M	100M	Time	Time Behind
1	4	RUS - Russia					04:12.12	0:00
		ARTUR SAIFUTDINOV	S12	00.82	00:58.40	(1)00:58.40		
		MAKSIM KOVAL	S11		1:05.75	(1)02:04.15		
		MIKHAIL ZIMIN	S13		1:04.75	(1)03:08.91		
		ALEKSANDR GOLINTOVSKII	S13		1:03.21	(1)04:12.12		
2	3	CHN - China					05:20.84	1:08.71
		CHENQUAN LOU	S11	00.78	01:20.32	(2)01:20.32		
		ZEJIAO LIU	S11		1:12.95	(2)02:33.27		
		DAN ZHANG	S13		1:16.48	(2)03:49.76		
		BOZUN YANG	S11		1:31.07	(2)05:20.84		



Swimming

Male 200m Indv. Medley SM12

2015-05-15

Preliminaries

Tancheon Swimming Pool



Result List

Class	Record	Name	Country	Location	Date
SM11	WR 2:22.40	Bozun Yang	CHN	London, Great Britain	08/09/2012
SM12	WR 2:10.87	Danylo Chufarov	UKR	Montreal, Canada	14/08/2013
SM13	WR 2:03.79	Ihar Boki	BLR	Montreal, Canada	12/08/2018

Rank	Lane	Name	Country	Class	R. T.	50M	100M	150M	Time	Time Behind
1	5	DZMITRY SALEI	AZE	SM12	00.93	(1)00:28.26	(1)01:04.12	(1)01:46.97	02:20.10	0:00
							0:35.86	0:42.84	0:33.12	
2	3	ARTUR SAIFUTDINOV	RUS	SM12	00.87	(3)00:33.46	(3)01:12.90	(2)01:55.60	02:32.14	0:12.03
							0:39.44	0:42.69	0:36.53	
3	4	DIEGO FERNANDO CUESTA MARTINEZ	COL	SM12	00.90	(2)00:30.78	(2)01:12.87	(3)02:00.50	02:38.07	0:17.97
							0:42.09	0:47.62	0:37.56	



Swimming

Male 200m Indv. Medley SM12

2015-05-15

Preliminaries

Tancheon Swimming Pool



Result List

Class	Record	Name	Country	Location	Date
SM11	WR 2:22.40	Bozun Yang	CHN	London, Great Britain	08/09/2012
SM12	WR 2:10.87	Danylo Chufarov	UKR	Montreal, Canada	14/08/2013
SM13	WR 2:03.79	Ihar Boki	BLR	Montreal, Canada	12/08/2018

Rank	Lane	Name	Country	Class	R. T.	50M	100M	150M	Time	Time Behind
1	3	RAMAN SALEI	AZE	SM12	00:30.87	00:30.21	01:06.35 0:36.13	01:49.46 0:43.11	02:24.63	0:00
2	6	SERGEY PUNKO	RUS	SM12	00:32.88	00:32.13	01:13.86 0:41.73	01:55.84 0:41.98	02:30.16	0:05.53
3	4	ANUAR AKHMETOV	KAZ	SM12	00:32.83	00:32.67	01:12.60 0:39.92	01:59.33 0:46.73	02:37.56	0:12.93
4	5	HUIYI SU	CHN	SM12	00:32.49	00:32.71	01:12.25 0:39.54	02:01.33 0:49.08	02:39.38	0:14.75
	2	SHIN-WEI LIN	TPE	SM12						DSQ



Swimming

Male 100m Butterfly S11/S12

2015-05-11

Final

Tancheon Swimming Pool



Result List

Class	Record	Name	Country	Location	Date
S11	WR 1:01.12	Enhamed Enhamed	ESP	Beijing, China	09/09/2008
S12	WR 0:56.84	Roman Makarov	RUS	Montreal, Canada	13/08/2013
S13	WR 0:54.92	Timothy Antalfy	AUS	Adelaide, Australia	21/03/2012

Rank	Lane	Name	Country	Class	R.T.	50M	Time	Time Behind
1	4	DZMITRY SALEI	AZE	S12	00.90)00:26.92	00:57.54 0:30.61	0:00
2	3	ROMAN MAKAROV	RUS	S12	00.82)00:27.44	00:58.34 0:30.90	0:00.80
3	5	RAMAN SALEI	AZE	S12	00.98)00:27.82	01:01.97 0:34.15	0:04.43
4	1	DIEGO FERNANDO CUESTA MARTINEZ	COL	S12	00.97)00:30.91	01:06.70 0:35.79	0:09.16
5	2	CHENQUAN LOU	CHN	S11	00.84)00:31.83	01:08.24 0:36.41	0:10.69
6	6	HUIYI SU	CHN	S12	00.77)00:31.91	01:09.66 0:37.75	0:12.11



Swimming

Male 100m Butterfly S13

Final

2015-05-11

Tancheon Swimming Pool



Result List

Class	Record	Name	Country	Location	Date
S11	WR 1:01.12	Enhamed Enhamed	ESP	Beijing, China	09/09/2008
S12	WR 0:56.84	Roman Makarov	RUS	Montreal, Canada	13/08/2013
S13	WR 0:54.92	Timothy Antalfy	AUS	Adelaide, Australia	21/03/2012

Rank	Lane	Name	Country	Class	R.T.	50M	Time	Time Behind
1	4	ANDREI BUKOV	RUS	S13	00.82)00:29.96	01:03.69 0:33.73	0:00
2	5	MUKHAMMAD ABDURAIMOV	UZB	S13	00.80)00:31.06	01:07.43 0:36.37	0:03.74
3	3	DAN ZHANG	CHN	S13	00.98)00:31.11	01:08.11 0:37	0:04.42

**Swimming**

Male 50m Breaststroke SB11

2015-05-11

Final

Tancheon Swimming Pool

**Result List**

Class	Record	Name	Country	Location	Date	
SB11	WR	0:32.45	Bozun Yang	CHN	London, Great Britain	03/09/2012
SB12	WR	0:30.52	Uladzimir Izotau	BLR	London, Great Britain	08/09/2012
SB13	WR	0:29.90	Oleksii Fedyna	UKR	London, Great Britain	08/09/2012

Rank	Lane	Name	Country	Class	R.T.	Time	Time Behind
1	3	MAKSIM KOVAL	RUS	SB11	00.83	00:35.92	0:00
2	2	KRITAPHAT WITIDKASEMROT	THA	SB11	00.85	00:38.41	0:02.48
3	5	NIKA TVAURI	GEO	SB11	00.91	00:38.56	0:02.64
4	4	ZEJIAO LIU	CHN	SB11	01.12	00:39.44	0:03.51

**Swimming**

Male 50m Breaststroke SB12

2015-05-11

Final

Tancheon Swimming Pool

**Result List**

Class	Record	Name	Country	Location	Date	
SB11	WR	0:32.45	Bozun Yang	CHN	London, Great Britain	03/09/2012
SB12	WR	0:30.52	Uladzimir Izotau	BLR	London, Great Britain	08/09/2012
SB13	WR	0:29.90	Oleksii Fedyna	UKR	London, Great Britain	08/09/2012

Rank	Lane	Name	Country	Class	R.T.	Time	Time Behind
1	3	ARTUR SAIFUTDINOV	RUS	SB12	00.77	00:31.49	0:00
2	2	ANUAR AKHMETOV	KAZ	SB12	00.82	00:32.56	0:01.07
3	5	HUIYI SU	CHN	SB12	00.74	00:40.01	0:08.52
4	4	HUSEYIN CIRAKOGLU	TUR	SB12	00.96	00:42.67	0:11.18

**Swimming**

Male 50m Breaststroke SB13

2015-05-11

Final

Tancheon Swimming Pool

**Result List**

Class	Record	Name	Country	Location	Date	
SB11	WR	0:32.45	Bozun Yang	CHN	London, Great Britain	03/09/2012
SB12	WR	0:30.52	Uladzimir Izotau	BLR	London, Great Britain	08/09/2012
SB13	WR	0:29.90	Oleksii Fedyna	UKR	London, Great Britain	08/09/2012

Rank	Lane	Name	Country	Class	R.T.	Time	Time Behind
1	5	MIKHAIL ZIMIN	RUS	SB13	00.91	00:31.80	0:00
2	2	MAKSIM NIKIFOROV	RUS	SB13	01.07	00:33.13	0:01.33
3	4	SHOKHZOD JUMANIYAZOV	UZB	SB13	00.88	00:34.02	0:02.22
4	3	MARINUS MELIANUS YOWEI	INA	SB13	00.78	00:34.98	0:03.17
5	1	ANDREI BUKOV	RUS	SB13	00.78	00:35.54	0:03.73



Swimming

Female 200m Freestyle S11/S12

2015-05-11

Final

Tancheon Swimming Pool



Result List

Class	Record	Name	Country	Location	Date
S11	WR 2:33.32	Daniela Schulte	GER	London, Great Britain	07/09/2012
S12	WR 2:14.55	Naomi Maike Schnittger	GER	Berlin, Germany	27/04/2014
S13	WR 2:08.28	Rebecca Meyers	USA	Berlin, Germany	19/04/2015

Rank	Lane	Name	Country	Class	R. T.	50M	100M	150M	Time	Time Behind
1	3	DARYA STUKALOVA	RUS	S12	00.89	(1)00:29.52	(1)01:03.53	(4)01:37.93	02:10.99	0:00 WR
							0:34.01	0:34.40	0:33.06	
2	4	OXANA SAVCHENKO	RUS	S12	00.83	(2)00:33.32	(2)01:10.73	(1)01:51.56	02:31.67	0:20.67
							0:37.41	0:40.83	0:40.10	
3	2	BELKIS DEYANARA MOTA ECHARRY	VEN	S12	00.93	(3)00:35.76	(3)01:15.68	(2)01:56.93	02:38.91	0:27.91
							0:39.92	0:41.25	0:41.97	
4	5	KANCHANMALA DNYANESHWAR PANDE	IND	S11	01.55	(4)00:43.88	(4)01:39.49	(3)02:37.79	03:32.31	1:21.32
							0:55.60	0:58.3	0:54.52	



Swimming

Male 200m Freestyle S12

Final

2015-05-11

Tancheon Swimming Pool



Result List

Class	Record	Name	Country	Location	Date
S11	WR 2:04.58	John Morgan	USA	Drachten, Netherlands	21/07/1990
S12	WR 1:59.43	Sergey Punko	RUS	Quebec, Canada	07/08/2003
S13	WR 1:56.78	Charles Bouwer	RSA	Port Elizabeth, South Africa	18/04/2013

Rank	Lane	Name	Country	Class	R. T.	50M	100M	150M	Time	Time Behind
1	2	DMITRIY HORLIN	UZB	S12	00.86	(1)00:28.69	(1)01:00.00	(3)01:31.65	02:01.79	0:00
							0:31.31	0:31.65	0:30.14	
2	3	SERGEY PUNKO	RUS	S12	00.80	(2)00:29.32	(2)01:00.86	(4)01:32.43	02:04.43	0:02.64
							0:31.54	0:31.57	0:32	
3	5	KAIMAR KALDMA	EST	S12	00.95	(3)00:32.14	(3)01:07.80	(1)01:44.18	02:19.39	0:17.59
							0:35.66	0:36.38	0:35.20	
4	4	ZIV TZVI BETTER	ISR	S12	00.86	(4)00:32.28	(4)01:08.29	(2)01:46.18	02:24.22	0:22.42
							0:36.01	0:37.89	0:38.03	



Swimming

Male 4X50m Medley

Final

2015-05-11

Tancheon Swimming Pool



Result List

Class	Record Name	Country	Location	Date
-------	-------------	---------	----------	------

//

Rank	Lane	Country/Name	Class	R.T.	50M	Time	Time Behind
1	4	RUS - Russia				01:58.41	0:00
		ALEKSANDR NEVOLIN SVETOV	SM12		00:29.04	00:29.04	
		MAKSIM KOVAL	SM11		0:36.30	01:05.35	
		ANDREI BUKOV	SM13		0:28.28	01:33.63	
		ALEKSANDR GOLINTOVSKII	SM13		0:24.78	01:58.41	
2	6	THA - Thailand				02:15.60	0:17.18
		THANONGSAK HITAKUN	SM11		00:36.50	00:36.50	
		KITTIPORN MARNNOK	SM11		0:38.37	01:14.88	
		SUTAT SAWATTARN	SM13		0:30.85	01:45.73	
		CHAIPORN LAOBENG	SM13		0:29.86	02:15.60	
5		CHN - China					DQ
		HUIYI SU	SM12				
		DAN ZHANG	SM13				
		CHENQUAN LOU	SM11				
		BOZUN YANG	SM11				

**Swimming**

Male 100m Backstroke S11

Final

2015-05-12

Tancheon Swimming Pool

**Result List**

Class	Record	Name	Country	Location	Date
S11	WR	1:07.74 Bozun Yang	CHN	Beijing, China	13/09/2008
S12	WR	0:59.35 Aleksandr Nevolin-Svetov	RUS	London, Great Britain	05/09/2012
S13	WR	0:56.97 Ihar Boki	BLR	London, Great Britain	03/09/2012

Rank	Lane	Name	Country	Class	R.T.	50M	Time	Time Behind
1	1	BOZUN YANG	CHN	S11)00:33.77	01:09.35	0:35.57	0:00
2	2	CHENQUAN LOU	CHN	S11)00:35.47	01:12.74	0:37.26	0:03.39
3	5	KIRILL BELOUSOV	RUS	S11)00:36.26	01:18.14	0:41.88	0:08.79
4	4	THANONGSAK HITAKUN	THA	S11)00:37.54	01:22.29	0:44.75	0:12.94
5	3	KRITAPHAT WITIDKASEMROT	THA	S11)00:41.97	01:30.51	0:48.54	0:21.16

**Swimming**

Male 100m Backstroke S12

Final

2015-05-12

Tancheon Swimming Pool

**Result List**

Class	Record	Name	Country	Location	Date	
S11	WR	1:07.74	Bozun Yang	CHN	Beijing, China	13/09/2008
S12	WR	0:59.35	Aleksandr Nevolin-Svetov	RUS	London, Great Britain	05/09/2012
S13	WR	0:56.97	Ihar Boki	BLR	London, Great Britain	03/09/2012

Rank	Lane	Name	Country	Class	R.T.	50M	Time	Time Behind
1	4	ALEKSANDR NEVOLIN SVETOV	RUS	S12)00:29.29	01:02.31	0:33.02	0:00
2	3	DZMITRY SALEI	AZE	S12)00:30.49	01:03.05	0:32.56	0:00.73
3	5	ARTUR SAIFUTDINOV	RUS	S12)00:30.95	01:05.29	0:34.34	0:02.98
4	2	ANUAR AKHMETOV	KAZ	S12)00:34.82	01:11.39	0:36.57	0:09.07
5	6	DIEGO FERNANDO CUESTA MARTINEZ	COL	S12)00:35.38	01:13.43	0:38.05	0:11.12
5	1	HUIYI SU	CHN	S12)00:36.14	01:13.43	0:37.29	0:11.12

**Swimming**

Male 100m Backstroke S13

Final

2015-05-12

Tancheon Swimming Pool

**Result List**

Class	Record	Name	Country	Location	Date	
S11	WR	1:07.74	Bozun Yang	CHN	Beijing, China	13/09/2008
S12	WR	0:59.35	Aleksandr Nevolin-Svetov	RUS	London, Great Britain	05/09/2012
S13	WR	0:56.97	Ihar Boki	BLR	London, Great Britain	03/09/2012

Rank	Lane	Name	Country	Class	R.T.	50M	Time	Time Behind
1	3	ANDREI BUKOV	RUS	S13)00:33.02	01:09.48	0:36.46	0:00
2	5	SUTAT SAWATTARN	THA	S13)00:36.81	01:22.41	0:45.59	0:12.92
3	4	DAN ZHANG	CHN	S13)00:42.10	01:26.03	0:43.93	0:16.54

**Swimming**

Female 100m Backstroke S11/S12

2015-05-12

Final

Tancheon Swimming Pool

**Result List**

Class	Record	Name	Country	Location	Date	
S11	WR	1:18.59	Rina Akiyama	JPN	Osaka, Japan	16/07/2012
S12	WR	1:06.15	Hannah Russell	GBR	Glasgow, Great Britain	28/03/2015
S13	WR	1:07.29	Anna Krivshina	RUS	Montreal, Canada	17/08/2013

Rank	Lane	Name	Country	Class	R.T.	50M	Time	Time Behind
1	3	OXANA SAVCHENKO	RUS	S12		00:35.63	01:14.47	0:38.83
2	4	SHANSHAN ZHOU	CHN	S12		00:41.07	01:24.64	0:43.57
3	6	LIWEN CAI	CHN	S11		00:43.72	01:29.76	0:46.04
4	5	QING XIE	CHN	S11		00:44.45	01:30.76	0:46.31
5	2	KANCHANMALA DNYANESHWAR PANDE	IND	S11		00:48.15	01:44.70	0:56.55
6	1	BELKIS DEYANARA MOTA ECHARRY	VEN	S12				

**Swimming**

Male 50m Butterfly S12

Final

2015-05-12

Tancheon Swimming Pool

**Result List**

Class	Record	Name	Country	Location	Date	
S11	WR	0:27.99	Israel Oliver	ESP	Berlin, Germany	19/04/2015
S12	WR	0:26.37	Roman Makarov	RUS	London, Great Britain	02/09/2012
S13	WR	0:24.53	Timothy Antalfy	AUS	Adelaide, Australia	17/03/2012

Rank	Lane	Name	Country	Class	R.T.	Time	Time Behind
1	5	ROMAN MAKAROV	RUS	S12	00.84	00:26.68	0:00
2	2	ANUAR AKHMETOV	KAZ	S12	00.83	00:28.56	0:01.87
3	3	KAIMAR KALDMA	EST	S12	01.06	00:32.85	0:06.17
4	4	HUSEYIN CIRAKOGLU	TUR	S12	00.90	00:40.47	0:13.79



Swimming

Female 400m Freestyle S11/S12

2015-05-12

Final

Tancheon Swimming Pool



Result List

Class	Record	Name	Country	Location	Date
S11	WR 5:10.77	Deniela Schulte	GER	Eindhoven, Netherlands	19/08/2010
S12	WR 4:37.14	Hannah Russell	GBR	Berlin, Germany	18/04/2015
S13	WR 4:23.01	Anna Stetsenko	UKR	Berlin, Germany	18/04/2015

Rank	Lane	Name	Country	Class	R.T.	Time				Time Behind			
						50M	100M	150M	200M		250M	300M	350M
1	5	DARYA STUKALOVA	RUS	S12	01.02	04:43.50	0:00						
(1)00:32.62(1)01:07.69 (1)01:43.30(1)02:19.50 (1)02:55.42 (1)03:31.85 (1)04:08.01 04:43.50 0:35.07 0:35.61 0:36.2 0:35.91 0:36.43 0:36.16 0:35.49													
2	4	BELKIS DEYANARA MOTA ECHARRY	VEN	S12	00.97	05:20.58	0:37.07						
(2)00:35.43(2)01:14.69 (2)01:55.13(2)02:35.83 (2)03:16.94 (2)03:58.41 (2)04:40.06 05:20.58 0:39.26 0:40.44 0:40.70 0:41.10 0:41.47 0:41.65 0:40.51													
3	2	SHANSHAN ZHOU	CHN	S12	01.09	05:36.87	0:53.37						
(3)00:35.90(3)01:15.84 (3)01:58.66(3)02:42.91 (3)03:28.03 (3)04:12.25 (3)04:56.60 05:36.87 0:39.94 0:42.81 0:44.25 0:45.12 0:44.22 0:44.35 0:40.26													
4	3	LIWEN CAI	CHN	S11	01.12	05:38.63	0:55.12						
(4)00:37.55(4)01:20.43 (4)02:04.52(4)02:48.36 (4)03:33.46 (4)04:17.94 (4)04:59.61 05:38.63 0:42.88 0:44.08 0:43.84 0:45.09 0:44.47 0:41.67 0:39.01													



Swimming

Male 400m Freestyle S11/S12

2015-05-12

Final

Tancheon Swimming Pool



Result List

Class	Record	Name	Country	Location	Date
S11	WR 4:20.83	John Morgan	USA	Barcelona, Spain	07/09/1992
S12	WR 4:05.95	Danylo Chufarov	UKR	Montreal, Canada	16/08/2013
S13	WR 3:55.56	Ihar Boki	BLR	Montreal, Canada	16/08/2013

Rank	Lane	Name	Country					Class	R.T.	Time	Time Behind
			50M	100M	150M	200M	250M				
1	4	DMITRIY HORLIN	UZB	S12	00.87	04:17.06	0:00	(1)00:29.00(1)01:01.40 (4)01:34.28(1)02:07.56 (1)02:40.82 (1)03:13.73 (1)03:46.75 04:17.06 0:32.4 0:32.88 0:33.28 0:33.25 0:32.91 0:33.02 0:30.31			
2	3	SERGEY PUNKO	RUS	S12	00.85	04:21.81	0:04.75	(3)00:29.94(3)01:02.92 (6)01:36.33(2)02:10.13 (2)02:43.47 (2)03:16.66 (2)03:49.24 04:21.81 0:32.98 0:33.41 0:33.8 0:33.34 0:33.19 0:32.58 0:32.56			
3	5	RAMAN SALEI	AZE	S12	00.72	04:38.56	0:21.5	(2)00:29.29(2)01:02.55 (5)01:36.30(3)02:11.41 (3)02:47.51 (3)03:24.28 (3)04:01.21 04:38.56 0:33.26 0:33.75 0:35.11 0:36.09 0:36.77 0:36.93 0:37.34			
4	1	DIEGO FERNANDO CUESTA MARTINEZ	COL	S12	00.91	05:01.30	0:44.24	(4)00:31.40(4)01:06.18 (1)01:42.98(4)02:21.30 (4)03:01.10 (4)03:41.34 (4)04:22.04 05:01.30 0:34.78 0:36.8 0:38.32 0:39.79 0:40.24 0:40.70 0:39.25			
5	2	ZEJIAO LIU	CHN	S11	00.99	05:07.27	0:50.20	(5)00:32.37(5)01:10.21 (2)01:48.42(5)02:28.67 (5)03:08.56 (5)03:48.58 (5)04:29.50 05:07.27 0:37.83 0:38.21 0:40.24 0:39.89 0:40.02 0:40.91 0:37.76			
6	6	KAIMAR KALDMA	EST	S12	01.08	05:16.59	0:59.52	(6)00:34.14(6)01:12.15 (3)01:53.48(6)02:33.37 (6)03:17.31 (6)03:57.78 (6)04:39.98 05:16.59 0:38.01 0:41.33 0:39.89 0:43.94 0:40.47 0:42.20 0:36.60			



Swimming

Male 400m Freestyle S13

Final

2015-05-12

Tancheon Swimming Pool



Result List

Class	Record	Name	Country	Location	Date
S11	WR 4:20.83	John Morgan	USA	Barcelona, Spain	07/09/1992
S12	WR 4:05.95	Danylo Chufarov	UKR	Montreal, Canada	16/08/2013
S13	WR 3:55.56	Ihar Boki	BLR	Montreal, Canada	16/08/2013

Rank	Lane	Name	Country	Class	R.T.	Time				Time Behind	
						50M	100M	150M	200M		250M
1	4	ALEKSANDR GOLINTOVSKII	RUS	S13	00.75	04:17.26	0:00				
(1)00:27.94(1)00:58.98(3)01:31.50(1)02:04.67(1)02:37.59(1)03:10.93(1)03:45.17 04:17.26 0:31.03 0:32.52 0:33.17 0:32.92 0:33.34 0:34.23 0:32.09											
2	3	ANDREI BUKOV	RUS	S13	00.84	04:31.72	0:14.46				
(3)00:31.72(3)01:07.08(1)01:42.26(3)02:17.15(3)02:51.74(3)03:26.41(2)03:59.56 04:31.72 0:35.36 0:35.18 0:34.89 0:34.59 0:34.66 0:33.15 0:32.16											
3	2	STEPAN SMAGIN	RUS	S13	00.96	04:37.59	0:20.32				
(2)00:30.94(2)01:04.47(4)01:38.92(2)02:14.17(2)02:49.80(2)03:25.89(3)04:02.12 04:37.59 0:33.53 0:34.45 0:35.24 0:35.63 0:36.08 0:36.23 0:35.46											
4	5	DAN ZHANG	CHN	S13	00.43	05:21.05	1:03.79				
(4)00:33.49(4)01:12.11(2)01:53.01(4)02:34.06(4)03:15.83(4)03:57.77(4)04:40.44 05:21.05 0:38.62 0:40.90 0:41.05 0:41.77 0:41.94 0:42.66 0:40.61											

**Swimming**

Male 100m Freestyle S11

Final

2015-05-13

Tancheon Swimming Pool

**Result List**

Class	Record	Name	Country	Location	Date
S11	WR	0:56.67 John Morgan	USA	Gothenburg, Sweden	09/08/1986
S12	WR	0:50.91 Maksym Veraksa	UKR	Reykjavik, Iceland	24/10/2009
S13	WR	0:51.05 Ihar Boki	BLR	Montreal, Canada	18/08/2013

Rank	Lane	Name	Country	Class	R.T.	50M	Time	Time Behind
1	1	BOZUN YANG	CHN	S11	00.92)00:29.70	00:59.95 0:30.25	0:00
2	6	MAKSIM KOVAL	RUS	S11	00.85)00:30.57	01:05.08 0:34.51	0:05.12
3	2	KIRILL BELOUSOV	RUS	S11	00.77)00:30.37	01:05.47 0:35.09	0:05.51
4	3	MANSURBEK IBRASHEV	KAZ	S11	00.71)00:31.87	01:09.65 0:37.78	0:09.70
5	4	THANONGSAK HITAKUN	THA	S11	00.88)00:31.82	01:11.53 0:39.71	0:11.57

**Swimming**

Male 100m Freestyle S12

Final

2015-05-13

Tancheon Swimming Pool

**Result List**

Class	Record	Name	Country	Location	Date	
S11	WR	0:56.67	John Morgan	USA	Gothenburg, Sweden	09/08/1986
S12	WR	0:50.91	Maksym Veraksa	UKR	Reykjavik, Iceland	24/10/2009
S13	WR	0:51.05	Ihar Boki	BLR	Montreal, Canada	18/08/2013

Rank	Lane	Name	Country	Class	R.T.	50M	Time	Time Behind
1	4	DZMITRY SALEI	AZE	S12	00.89)00:25.34	00:53.27 0:27.93	0:00
2	6	RAMAN SALEI	AZE	S12	00.97)00:25.99	00:54.22 0:28.23	0:00.94
3	2	DMITRIY HORLIN	UZB	S12	00.84)00:26.50	00:55.04 0:28.54	0:01.76
4	3	ALEKSANDR NEVOLIN SVETOV	RUS	S12	00.87)00:26.35	00:55.66 0:29.30	0:02.38
5	5	ANUAR AKHMETOV	KAZ	S12	00.83)00:27.35	00:57.87 0:30.51	0:04.59
6	1	DIEGO FERNANDO CUESTA MARTINEZ	COL	S12	00.92)00:28.29	00:59.44 0:31.15	0:06.16



Swimming

Male 100m Freestyle S13

Final

2015-05-13

Tancheon Swimming Pool



Result List

Class	Record	Name	Country	Location	Date
S11	WR 0:56.67	John Morgan	USA	Gothenburg, Sweden	09/08/1986
S12	WR 0:50.91	Maksym Veraksa	UKR	Reykjavik, Iceland	24/10/2009
S13	WR 0:51.05	Ihar Boki	BLR	Montreal, Canada	18/08/2013

Rank	Lane	Name	Country	Class	R.T.	50M	Time	Time Behind
1	4	ALEKSANDR GOLINTOVSKII	RUS	S13	00.78)00:26.05	00:53.65 0:27.59	0:00
2	3	STEPAN SMAGIN	RUS	S13	00.95)00:26.57	00:55.16 0:28.58	0:01.50
3	5	ANDREI BUKOV	RUS	S13	00.81)00:27.07	00:56.85 0:29.78	0:03.20
4	2	MUKHAMMAD ABDURAIMOV	UZB	S13	00.77)00:28.85	01:02.93 0:34.08	0:09.28
5	1	MARINUS MELIANUS YOWEI	INA	S13	00.78)00:29.14	01:03.49 0:34.35	0:09.84
6	6	DAN ZHANG	CHN	S13	00.93)00:30.87	01:04.55 0:33.67	0:10.89



Swimming

Female 100m Freestyle S11/S12

2015-05-13

Final

Tancheon Swimming Pool



Result List

Class	Record	Name	Country	Location	Date
S11	WR 1:07.29	Cecilia Camellini	ITA	London, Great Britain	31/08/2012
S12	WR 0:58.41	Oxana Savchenko	RUS	London, Great Britain	04/09/2012
S13	WR 0:58.72	Anna Stetsenko	UKR	Berlin, Germany	17/04/2015

Rank	Lane	Name	Country	Class	R.T.	50M	Time	Time Behind
1	4	OXANA SAVCHENKO	RUS	S12	00.80)00:30.16	01:04.03 0:33.87	0:00
2	2	BELKIS DEYANARA MOTA ECHARRY	VEN	S12	00.96)00:33.35	01:09.90 0:36.55	0:05.87
3	5	SHANSHAN ZHOU	CHN	S12	01.02)00:34.35	01:12.05 0:37.69	0:08.01
4	3	QING XIE	CHN	S11	00.86)00:35.73	01:12.34 0:36.61	0:08.31
5	6	LIWEN CAI	CHN	S11	00.99)00:35.33	01:14.04 0:38.71	0:10.01
6	1	FATMA NUR BAKI	TUR	S12	00.89)00:37.94	01:22.31 0:44.37	0:18.28

**Swimming**

Male 100m Breaststroke SB11

2015-05-14

Final

Tancheon Swimming Pool

**Result List**

Class	Record	Name	Country	Location	Date	
SB11	WR	1:10.11	Bozun Yang	CHN	London, Great Britain	03/09/2012
SB12	WR	1:04.07	Oleksii Fedyna	UKR	Eindhoven, Netherlands	04/08/2014
SB13	WR	1:03.58	Oleksii Fedyna	UKR	Montreal, Canada	13/08/2013

Rank	Lane	Name	Country	Class	R.T.	50M	Time	Time Behind
1	1	BOZUN YANG	CHN	SB11	00.94)00:33.74	01:11.97 0:38.23	0:00
2	6	CHENQUAN LOU	CHN	SB11	00.87)00:37.70	01:18.75 0:41.05	0:06.78
3	5	MAKSIM KOVAL	RUS	SB11	00.86)00:37.17	01:19.13 0:41.95	0:07.15
4	4	NIKA TVAURI	GEO	SB11	00.84)00:41.45	01:26.74 0:45.28	0:14.76
5	3	KITTIPORN MARNNOK	THA	SB11	01.03)00:41.80	01:29.25 0:47.45	0:17.28
6	2	KIRILL BELOUSOV	RUS	SB11	00.82)00:40.33	01:30.78 0:50.45	0:18.81



Swimming

Male 100m Breaststroke SB12

2015-05-14

Final

Tancheon Swimming Pool



Result List

Class	Record	Name	Country	Location	Date
SB11	WR 1:10.11	Bozun Yang	CHN	London, Great Britain	03/09/2012
SB12	WR 1:04.07	Oleksii Fedyna	UKR	Eindhoven, Netherlands	04/08/2014
SB13	WR 1:03.58	Oleksii Fedyna	UKR	Montreal, Canada	13/08/2013

Rank	Lane	Name	Country	Class	R.T.	50M	Time	Time Behind
1	3	DZMITRY SALEI	AZE	SB12	00.89	00:31.43	01:08.36 0:36.93	0:00
2	2	ARTUR SAIFUTDINOV	RUS	SB12	00.77	00:32.59	01:10.24 0:37.64	0:01.87
3	4	MENASER MERIBA NUMBERI	INA	SB12	00.75	00:39.84	01:25.10 0:45.25	0:16.73
4	6	SHIN-WEI LIN	TPE	SB12	00.74	00:41.44	01:27.66 0:46.22	0:19.29
5	5	HUSEYIN CIRAKOGLU	TUR	SB12	00.89	00:44.72	01:37.80 0:53.08	0:29.43
	1	ANUAR AKHMETOV	KAZ	SB12				DSQ

**Swimming**

Male 100m Breaststroke SB13

2015-05-14

Final

Tancheon Swimming Pool

**Result List**

Class	Record	Name	Country	Location	Date	
SB11	WR	1:10.11	Bozun Yang	CHN	London, Great Britain	03/09/2012
SB12	WR	1:04.07	Oleksii Fedyna	UKR	Eindhoven, Netherlands	04/08/2014
SB13	WR	1:03.58	Oleksii Fedyna	UKR	Montreal, Canada	13/08/2013

Rank	Lane	Name	Country	Class	R.T.	50M	Time	Time Behind
1	6	MAKSIM NIKIFOROV	RUS	SB13	00.46	00:32.48	01:10.03 0:37.55	0:00
2	3	MIKHAIL ZIMIN	RUS	SB13	00.91	00:33.01	01:11.39 0:38.38	0:01.35
3	2	DAN ZHANG	CHN	SB13	01.00	00:36.66	01:17.90 0:41.24	0:07.87
4	1	MARINUS MELIANUS YOWEI	INA	SB13	00.73	00:36.58	01:19.48 0:42.90	0:09.45
5	5	CHAIPORN LAOBENG	THA	SB13	00.98	00:38.12	01:25.29 0:47.17	0:15.26
	4	SHOKHZOD JUMANIYAZOV	UZB	SB13				DSQ

**Swimming**

Female 100m Breaststroke SB11

2015-05-14

Final

Tancheon Swimming Pool

**Result List**

Class	Record	Name	Country	Location	Date
SB11	WR	1:27.37 Maja Reichard	SWE	Montreal, Canada	17/08/2013
SB12	WR	1:16.10 Karolina Pelendritou	CYP	Montreal, Canada	18/08/2013
SB13	WR	1:17.12 Kirby Cote	CAN	Victoria, Canada	09/08/2002

Rank	Lane	Name	Country	Class	R.T.	50M	Time	Time Behind
1	3	XIAOTONG ZHANG	CHN	SB11	01.24)00:44.14	01:32.53 0:48.39	0:00
2	5	QING XIE	CHN	SB11	00.91)00:49.33	01:40.78 0:51.45	0:08.25
3	4	KANCHANMALA DNYANESHWAR PANDE	IND	SB11	00.64)00:56.32	02:01.40 1:05.08	0:28.87

**Swimming**

Female 100m Breaststroke SB12

2015-05-14

Final

Tancheon Swimming Pool

**Result List**

Class	Record	Name	Country	Location	Date	
SB11	WR	1:27.37	Maja Reichard	SWE	Montreal, Canada	17/08/2013
SB12	WR	1:16.10	Karolina Pelendritou	CYP	Montreal, Canada	18/08/2013
SB13	WR	1:17.12	Kirby Cote	CAN	Victoria, Canada	09/08/2002

Rank	Lane	Name	Country	Class	R.T.	50M	Time	Time Behind
1	2	ANNA NOSALEVA	RUS	SB12	00.94)00:40.61	01:28.46 0:47.84	0:00
2	5	OXANA SAVCHENKO	RUS	SB12	00.83)00:42.82	01:29.81 0:46.99	0:01.35
3	3	SHANSHAN ZHOU	CHN	SB12	00.97)00:44.82	01:33.20 0:48.38	0:04.74
4	4	BELKIS DEYANARA MOTA ECHARRY	VEN	SB12	00.93)00:44.75	01:34.16 0:49.41	0:05.70

**Swimming**

Male 50m Backstroke S12

Final

2015-05-14

Tancheon Swimming Pool

**Result List**

Class	Record	Name	Country	Location	Date	
S11	WR	0:32.31	Damian Pietrasik	POL	Berlin, Germany	24/06/2005
S12	WR	0:28.07	Tucker Dupree	USA	Berlin, Germany	25/04/2014
S13	WR	0:27.57	Ihar Boki	BLR	London, Great Britain	03/09/2012

Rank	Lane	Name	Country	Class	R.T.	Time	Time Behind
1	2	ALEKSANDR NEVOLIN SVETOV	RUS	S12		00:28.07	0:00
2	1	ROMAN MAKAROV	RUS	S12		00:30.46	0:02.39
3	6	ANUAR AKHMETOV	KAZ	S12		00:30.66	0:02.59
4	4	MENASER MERIBA NUMBERI	INA	S12		00:36.52	0:08.45
5	5	KAIMAR KALDMA	EST	S12		00:37.35	0:09.28
6	3	HUSEYIN CIRAKOGLU	TUR	S12		00:44.83	0:16.75



Swimming

Male 4X50m Freestyle

Final

2015-05-14

Tancheon Swimming Pool



Result List

Class	Record Name	Country	Location	Date
				//

Rank	Lane	Country/Name	Class	R.T.	50M	Time	Time Behind
1	4	RUS - Russia				01:45.53	0:00
		MAKSIM KOVAL	S11	00.84	00:28.78	(2)00:28.78	
		STEPAN SMAGIN	S13		0:25.15	00:53.94	
		SERGEY PUNKO	S12		0:26.73	(2)01:20.67	
		ALEKSANDR NEVOLIN SVETOV	S12		0:24.86	(1)01:45.53	
2	3	CHN - China				01:51.93	0:06.40
		CHENQUAN LOU	S11	00.82	00:27.71	(1)00:27.71	
		HUIYI SU	S12		0:28.22	00:55.93	
		DAN ZHANG	S13		0:28.80	(3)01:24.74	
		BOZUN YANG	S11		0:27.19	(2)01:51.93	
3	5	THA - Thailand				02:02.38	0:16.84
		CHAIPORN LAOBENG	S13	00.91	00:29.84	(3)00:29.84	
		KITTIPORN MARNNOK	S11				
		THANONGSAK HITAKUN	S11		0:51.47	(1)00:51.47	
		SUTAT SAWATTARN	S13		0:11.23	(3)01:02.70	



Swimming

Male 200m Indv. Medley SM11

2015-05-15

Final

Tancheon Swimming Pool



Result List

Class	Record	Name	Country	Location	Date
SM11	WR 2:22.40	Bozun Yang	CHN	London, Great Britain	08/09/2012
SM12	WR 2:10.87	Danylo Chufarov	UKR	Montreal, Canada	14/08/2013
SM13	WR 2:03.79	Ihar Boki	BLR	Montreal, Canada	12/08/2018

Rank	Lane	Name	Country	Class	R. T.	50M	100M	150M	Time	Time Behind
1	1	BOZUN YANG	CHN	SM11	100.95	(1)00:30.00	(1)01:11.07	(1)01:54.74	02:31.78	0:00
							0:41.06	0:43.67	0:37.04	
2	5	CHENQUAN LOU	CHN	SM11	100.80	(3)00:33.87	(2)01:15.96	(2)02:00.48	02:39.16	0:07.37
							0:42.08	0:44.52	0:38.67	
3	4	ZEJIAO LIU	CHN	SM11	100.97	(2)00:32.83	(3)01:18.16	(3)02:05.98	02:43.21	0:11.43
							0:45.33	0:47.82	0:37.23	
4	2	KIRILL BELOUSOV	RUS	SM11	100.87	(4)00:34.51	(4)01:18.21	(4)02:07.66	02:45.16	0:13.37
							0:43.69	0:49.45	0:37.5	
5	3	KRITAPHAT WITIDKASEMROT	THA	SM11	100.92	(6)00:44.66	(6)01:34.26	(5)02:23.53	03:08.78	0:37
							0:49.60	0:49.26	0:45.25	
6	6	KITTIPORN MARNNOK	THA	SM11	101.25	(5)00:42.95	(5)01:30.67	(6)02:25.71	03:09.45	0:37.66
							0:47.72	0:55.04	0:43.73	



Swimming

Male 200m Indv. Medley SM12

2015-05-15

Final

Tancheon Swimming Pool



Result List

Class	Record	Name	Country	Location	Date
SM11	WR 2:22.40	Bozun Yang	CHN	London, Great Britain	08/09/2012
SM12	WR 2:10.87	Danylo Chufarov	UKR	Montreal, Canada	14/08/2013
SM13	WR 2:03.79	Ihar Boki	BLR	Montreal, Canada	12/08/2018

Rank	Lane	Name	Country	Class	R. T.	50M	100M	150M	Time	Time Behind
1	4	DZMITRY SALEI	AZE	SM12	00.86	(1)00:27.40	(2)01:03.08	(1)01:41.61	02:13.59	0:00
							0:35.68	0:38.53	0:31.98	
2	3	RAMAN SALEI	AZE	SM12	00.81	(2)00:27.59	(1)01:01.16	(2)01:44.93	02:18.05	0:04.46
							0:33.56	0:43.77	0:33.12	
3	5	SERGEY PUNKO	RUS	SM12	00.83	(3)00:29.48	(3)01:07.38	(3)01:48.30	02:21.04	0:07.44
							0:37.89	0:40.92	0:32.73	
4	2	ANUAR AKHMETOV	KAZ	SM12	00.82	(6)00:32.68	(4)01:10.42	(4)01:54.64	02:32.43	0:18.84
							0:37.74	0:44.22	0:37.79	
5	6	DIEGO FERNANDO CUESTA MARTINEZ	COL	SM12	00.90	(4)00:30.85	(5)01:11.03	(5)01:57.83	02:34.41	0:20.81
							0:40.18	0:46.8	0:36.58	
6	1	HUIYI SU	CHN	SM12	00.79	(5)00:32.15	(6)01:11.40	(6)01:59.39	02:38.01	0:24.41
							0:39.25	0:47.98	0:38.61	



Swimming

Male 200m Indv. Medley SM13

2015-05-15

Final

Tancheon Swimming Pool



Result List

Class	Record	Name	Country	Location	Date
SM11	WR 2:22.40	Bozun Yang	CHN	London, Great Britain	08/09/2012
SM12	WR 2:10.87	Danylo Chufarov	UKR	Montreal, Canada	14/08/2013
SM13	WR 2:03.79	Ihar Boki	BLR	Montreal, Canada	12/08/2018

Rank	Lane	Name	Country	Class	R. T.	50M	100M	150M	Time	Time Behind
1	5	SHOKHZOD JUMANIYAZOV	UZB	SM13	00.92	(1)00:28.31	(1)01:06.65	(1)01:46.24	02:23.41	0:00
							0:38.34	0:39.58	0:37.17	
2	6	MAKSIM NIKIFOROV	RUS	SM13	00.93	(3)00:30.20	(2)01:08.95	(2)01:48.90	02:23.73	0:00.31
							0:38.75	0:39.95	0:34.82	
3	3	MUKHAMMAD ABDURAIMOV	UZB	SM13	00.76	(2)00:29.51	(3)01:11.70	(3)02:00.32	02:39.94	0:16.53
							0:42.19	0:48.61	0:39.62	
4	1	DAN ZHANG	CHN	SM13	00.95	(4)00:32.31	(5)01:19.93	(4)02:05.09	02:42.18	0:18.77
							0:47.62	0:45.16	0:37.09	
5	4	SUTAT SAWATTARN	THA	SM13	00.85	(5)00:32.43	(4)01:16.18	(5)02:13.86	02:55.41	0:32
							0:43.75	0:57.68	0:41.54	

**Swimming**

Female 50m Freestyle S11

2015-05-15

Final

Tancheon Swimming Pool

**Result List**

Class	Record	Name	Country	Location	Date	
S11	WR	0:30.94	Cecilia Camellini	ITA	London, Great Britain	01/09/2012
S12	WR	0:26.90	Oxana Savchenko	RUS	London, Great Britain	07/09/2012
S13	WR	0:27.38	Yvonne Hopf	GER	Atlanta, United States of America	25/08/1996

Rank	Lane	Name	Country	Class	R.T.	Time	Time Behind
1	5	QING XIE	CHN	S11	00.46	00:32.43	0:00
2	3	LIWEN CAI	CHN	S11	00.99	00:33.54	0:01.10
3	4	XIAOTONG ZHANG	CHN	S11	01.75	00:40.01	0:07.57

**Swimming**

Female 50m Freestyle S12

Final

2015-05-15

Tancheon Swimming Pool

**Result List**

Class	Record	Name	Country	Location	Date	
S11	WR	0:30.94	Cecilia Camellini	ITA	London, Great Britain	01/09/2012
S12	WR	0:26.90	Oxana Savchenko	RUS	London, Great Britain	07/09/2012
S13	WR	0:27.38	Yvonne Hopf	GER	Atlanta, United States of America	25/08/1996

Rank	Lane	Name	Country	Class	R.T.	Time	Time Behind
1	5	OXANA SAVCHENKO	RUS	S12	00.80	00:29.74	0:00
2	3	BELKIS DEYANARA MOTA ECHARRY	VEN	S12	00.93	00:31.79	0:02.05
3	4	SHANSHAN ZHOU	CHN	S12	00.91	00:32.83	0:03.09

**Swimming**

Male 50m Freestyle S11

Final

2015-05-15

Tancheon Swimming Pool

**Result List**

Class	Record	Name	Country	Location	Date	
S11	WR	0:25.27	Bozun Yang	CHN	London, Great Britain	01/09/2012
S12	WR	0:22.99	Maksym Veraksa	UKR	Reykjavik, Iceland	21/10/2009
S13	WR	0:23.21	Ihar Boki	BLR	Eindhoven, Neherlands	07/08/2014

Rank	Lane	Name	Country	Class	R.T.	Time	Time Behind
1	2	BOZUN YANG	CHN	S11	00.96	00:26.77	0:00
2	5	CHENQUAN LOU	CHN	S11	00.81	00:28.20	0:01.42
3	6	MAKSIM KOVAL	RUS	S11	00.93	00:28.84	0:02.07
4	3	KIRILL BELOUSOV	RUS	S11	00.89	00:28.89	0:02.12
5	4	THANONGSAK HITAKUN	THA	S11	00.83	00:30.20	0:03.42
6	1	MANSURBEK IBRASHEV	KAZ	S11	01.05	00:31.01	0:04.24

**Swimming**

Male 50m Freestyle S12

Final

2015-05-15

Tancheon Swimming Pool

**Result List**

Class	Record	Name	Country	Location	Date	
S11	WR	0:25.27	Bozun Yang	CHN	London, Great Britain	01/09/2012
S12	WR	0:22.99	Maksym Veraksa	UKR	Reykjavik, Iceland	21/10/2009
S13	WR	0:23.21	Ihar Boki	BLR	Eindhoven, Neherlands	07/08/2014

Rank	Lane	Name	Country	Class	R.T.	Time	Time Behind
1	4	DZMITRY SALEI	AZE	S12	00.86	00:24.32	0:00
2	5	RAMAN SALEI	AZE	S12	00.90	00:24.76	0:00.44
3	3	ALEKSANDR NEVOLIN SVETOV	RUS	S12	00.84	00:25.00	0:00.67
4	1	DMITRIY HORLIN	UZB	S12	00.82	00:25.62	0:01.30
5	2	ANUAR AKHMETOV	KAZ	S12	00.79	00:25.72	0:01.39
6	6	ROMAN MAKAROV	RUS	S12	00.85	00:25.90	0:01.57

**Swimming**

Male 50m Freestyle S13

Final

2015-05-15

Tancheon Swimming Pool

**Result List**

Class	Record	Name	Country	Location	Date	
S11	WR	0:25.27	Bozun Yang	CHN	London, Great Britain	01/09/2012
S12	WR	0:22.99	Maksym Veraksa	UKR	Reykjavik, Iceland	21/10/2009
S13	WR	0:23.21	Ihar Boki	BLR	Eindhoven, Neherlands	07/08/2014

Rank	Lane	Name	Country	Class	R.T.	Time	Time Behind
1	4	ALEKSANDR GOLINTOVSKII	RUS	S13	00.77	00:24.55	
2	1	STEPAN SMAGIN	RUS	S13	00.91	00:25.79	
3	5	ANDREI BUKOV	RUS	S13	00.77	00:26.08	
4	2	MUKHAMMAD ABDURAIMOV	UZB	S13	00.80	00:27.58	
5	3	CHAIPORN LAOBENG	THA	S13	00.98	00:28.87	
6	6	DAN ZHANG	CHN	S13	00.95	00:29.10	



SEOUL 2015 IBSA WORLD GAMES

2015 서울 세계시각장애인경기대회



GOALBALL TOURNAMENT

IBSA WORLD GAMES

SEOUL, KOREA

10th-17th MAY 2015



Competition Summary

Group A

Rank	CZE	TUR	SWE	GER	KOR	ESP	EGY	MEX	Matches			Goals			Points			
									Country	MP	W	D	L	GF		GA	GD	
1	CZE	-	8 : 5 (4 : 2)	11 : 3 (9 : 3)	14 : 5 (8 : 3)	8 : 4 (5 : 1)	9 : 4 (4 : 1)	15 : 5 (8 : 4)	12 : 2 (6 : 2)	CZE	7	7	0	0	77	28	49	21
2	TUR	5 : 8 (2 : 4)	-	3 : 2 (1 : 2)	11 : 5 (6 : 3)	13 : 3 (5 : 2)	13 : 3 (1 : 9)	10 : 8 (8 : 2)	9 : 5 (6 : 2)	TUR	7	6	0	1	64	34	30	18
3	SWE	3 : 11 (3 : 9)	2 : 3 (2 : 1)	-	6 : 3 (4 : 2)	9 : 11 (6 : 5)	8 : 0 (4 : 0)	12 : 3 (6 : 1)	11 : 1 (5 : 0)	SWE	7	4	0	3	51	32	19	12
4	GER	5 : 14 (3 : 8)	5 : 11 (3 : 6)	3 : 6 (2 : 4)	-	8 : 8 (7 : 7)	8 : 1 (7 : 0)	9 : 4 (4 : 2)	8 : 3 (5 : 1)	GER	7	3	1	3	46	47	-1	10
5	KOR	4 : 8 (1 : 5)	3 : 13 (2 : 5)	11 : 9 (5 : 6)	8 : 8 (7 : 7)	-	2 : 3 (1 : 2)	9 : 5 (5 : 1)	7 : 4 (2 : 3)	KOR	7	3	1	3	44	50	-6	10
6	ESP	4 : 9 (1 : 4)	3 : 13 (9 : 1)	0 : 8 (0 : 4)	1 : 8 (0 : 7)	3 : 2 (2 : 1)	-	6 : 3 (5 : 2)	8 : 1 (5 : 1)	ESP	7	3	0	4	25	44	-19	9
7	EGY	5 : 15 (4 : 8)	8 : 10 (2 : 8)	3 : 12 (1 : 6)	4 : 9 (2 : 4)	5 : 9 (1 : 5)	3 : 6 (2 : 5)	-	9 : 7 (3 : 5)	EGY	7	1	0	6	37	68	-31	3
8	MEX	2 : 12 (2 : 6)	5 : 9 (2 : 6)	1 : 11 (0 : 5)	3 : 8 (1 : 5)	4 : 7 (3 : 2)	1 : 8 (1 : 5)	7 : 9 (5 : 3)	-	MEX	7	0	0	7	23	64	-41	0

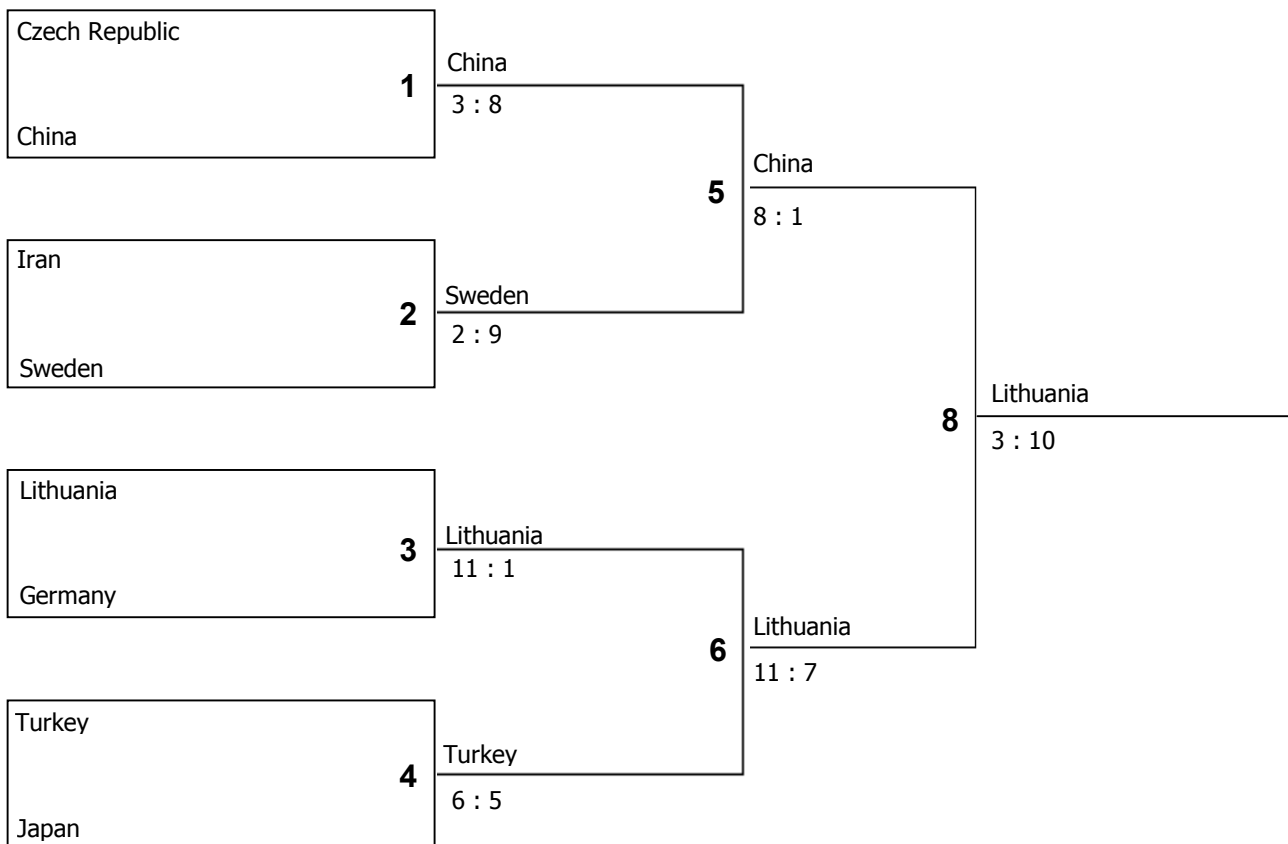
Group B

Rank	LTU	IRI	JPN	CHN	BEL	CAN	AUS	VEN	Matches			Goals			Points			
									Country	MP	W	D	L	GF		GA	GD	
1	LTU	-	8 : 5 (2 : 3)	11 : 4 (2 : 1)	10 : 7 (3 : 2)	6 : 5 (2 : 2)	8 : 1 (2 : 0)	14 : 4 (9 : 4)	10 : 0	LTU	7	7	0	0	67	26	41	21
2	IRI	5 : 8 (3 : 2)	-	5 : 5 (2 : 2)	7 : 5 (5 : 3)	13 : 5 (6 : 2)	6 : 2 (2 : 2)	10 : 0 (9 : 0)	11 : 1 (11 : 1)	IRI	7	5	1	1	57	26	31	16
3	JPN	4 : 11 (1 : 2)	5 : 5 (2 : 2)	-	5 : 2 (2 : 0)	6 : 9 (2 : 2)	6 : 5 (1 : 3)	11 : 2 (4 : 1)	10 : 0 (10 : 0)	JPN	7	4	1	2	47	34	13	13
4	CHN	7 : 10 (2 : 3)	5 : 7 (3 : 5)	2 : 5 (0 : 2)	-	7 : 5 (4 : 3)	6 : 3 (3 : 1)	11 : 1 (6 : 1)	13 : 3 (11 : 3)	CHN	7	4	0	3	51	34	17	12
5	BEL	5 : 6 (2 : 2)	5 : 13 (2 : 6)	9 : 6 (2 : 2)	5 : 7 (3 : 4)	-	7 : 4 (3 : 2)	11 : 1 (5 : 1)	12 : 2 (9 : 2)	BEL	7	4	0	3	54	39	15	12
6	CAN	1 : 8 (0 : 2)	2 : 6 (2 : 2)	5 : 6 (3 : 1)	3 : 6 (1 : 3)	4 : 7 (2 : 3)	-	10 : 2 (5 : 1)	11 : 1 (9 : 0)	CAN	7	2	0	5	36	36	0	6
7	AUS	4 : 14 (4 : 9)	0 : 10 (0 : 9)	2 : 11 (1 : 4)	1 : 11 (1 : 6)	1 : 11 (1 : 5)	2 : 10 (1 : 5)	-	15 : 8 (6 : 4)	AUS	7	1	0	6	25	75	-50	3
8	VEN	0 : 10 (1 : 11)	1 : 11 (0 : 10)	0 : 10 (0 : 10)	3 : 13 (3 : 11)	2 : 12 (2 : 9)	1 : 11 (0 : 9)	8 : 15 (4 : 6)	-	VEN	7	0	0	7	15	82	-67	0

Goalball

Male Goalball

Jangchung Gymnasium



3-4th Place



Results	
Rank	Country
1	LTU:Lithuania
2	CHN:China
3	SWE:Sweden
4	TUR:Turkey
5	GER:Germany
6	CZE:Czech Republic
7	IRI:Iran
8	JPN:Japan



Competition Summary

Group A

Rank	CHN	ISR	FIN	GRE	UKR	DEN	ESP	GHA	Matches			Goals			Points			
									Country	MP	W	D	L	GF		GA	GD	
1	CHN	-	6:1 (3:1)	4:2 (2:2)	7:1 (3:0)	6:1 (2:0)	11:1 (10:1)	11:2 (5:1)	0:0	CHN	7	7	0	0	45	8	37	21
2	ISR	1:6 (1:3)	-	5:1 (3:1)	7:3 (2:1)	7:3 (4:0)	7:2 (4:1)	10:2 (4:0)	0:0	ISR	7	6	0	1	37	17	20	18
3	FIN	2:4 (2:2)	1:5 (1:3)	-	2:2 (1:1)	3:1 (1:1)	7:2 (1:2)	7:2 (5:0)	0:0	FIN	7	4	1	2	22	16	6	13
4	GRE	1:7 (0:3)	3:7 (1:2)	2:2 (1:1)	-	1:3 (0:1)	2:1	4:1 (2:1)	0:0	GRE	7	3	1	3	13	21	-8	10
5	UKR	1:6 (0:2)	3:7 (0:4)	1:3 (1:1)	3:1 (1:0)	-	2:3 (2:3)	11:1 (6:0)	0:0	UKR	7	3	0	4	21	21	0	9
6	DEN	1:11 (1:10)	2:7 (1:4)	2:7 (2:1)	1:2	3:2 (3:2)	-	5:6 (3:2)	0:0	DEN	7	2	0	5	14	35	-21	6
7	ESP	2:11 (1:5)	2:10 (0:4)	2:7 (0:5)	1:4 (1:2)	1:11 (0:6)	6:5 (2:3)	-	0:0	ESP	7	2	0	5	14	48	-34	6
8	GHA	0:0	0:0	0:0	0:0	0:0	0:0	0:0	-	GHA	7	0	0	7	0	0	0	0

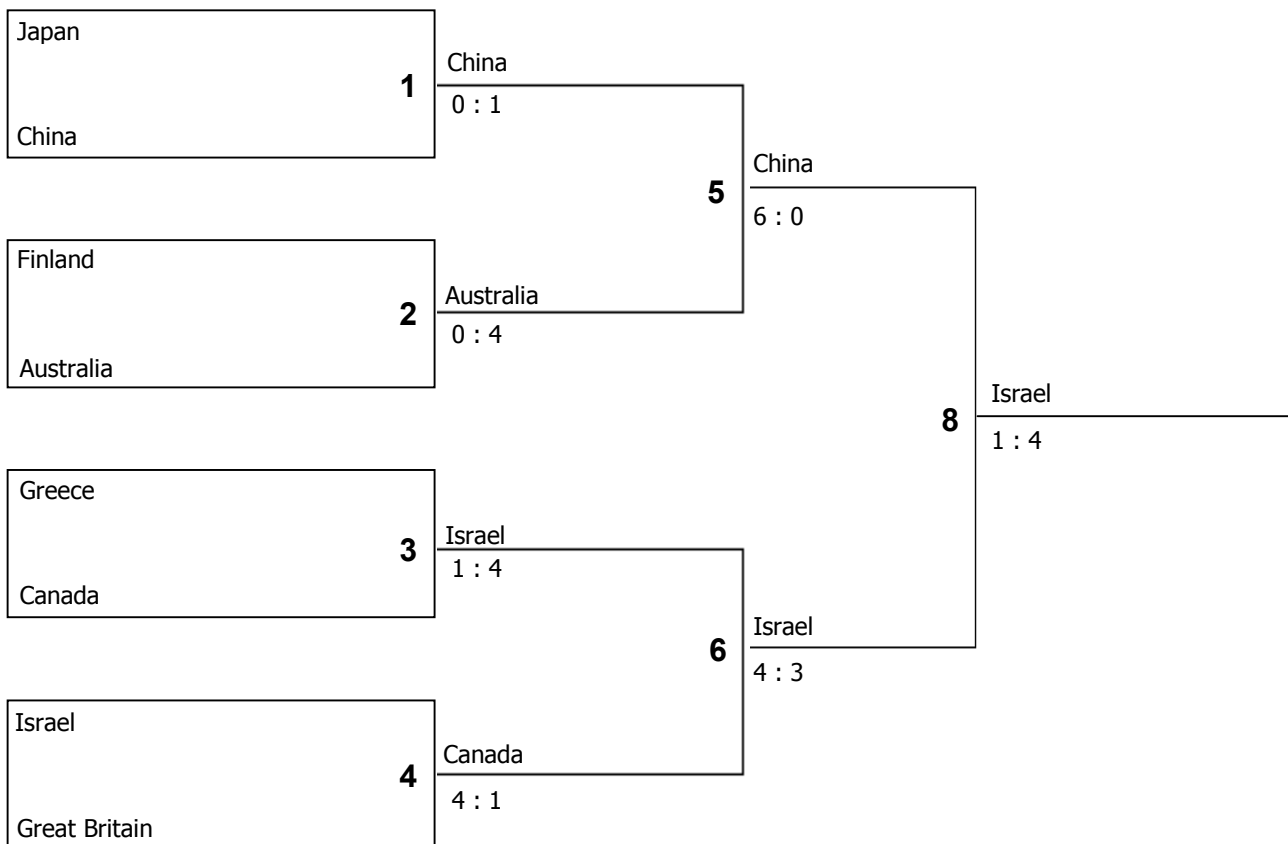
Group B

Rank	CAN	AUS	GBR	JPN	GER	SWE	KOR	ALG	Matches			Goals			Points			
									Country	MP	W	D	L	GF		GA	GD	
1	CAN	-	2:4 (0:1)	4:1 (2:0)	2:0	2:1 (1:0)	3:2 (1:1)	6:1 (3:1)	5:0 (1:0)	CAN	7	6	0	1	24	9	15	18
2	AUS	4:2 (1:0)	-	1:5 (1:4)	3:1 (1:0)	4:0 (1:0)	6:1 (2:1)	2:1 (2:0)	8:6 (4:3)	AUS	7	6	0	1	28	16	12	18
3	GBR	1:4 (0:2)	5:1 (4:1)	-	1:1 (1:1)	4:4 (2:1)	4:0 (3:0)	4:2 (1:1)	3:1 (0:1)	GBR	7	4	2	1	22	13	9	14
4	JPN	0:2	1:3 (0:1)	1:1 (1:1)	-	2:3 (0:3)	1:0	2:0 (1:0)	6:1 (3:0)	JPN	7	3	1	3	13	10	3	10
5	GER	1:2 (0:1)	0:4 (0:1)	4:4 (1:2)	3:2 (3:0)	-	5:1 (3:1)	0:2	4:2 (1:1)	GER	7	3	1	3	17	17	0	10
6	SWE	2:3 (1:1)	1:6 (1:2)	0:4 (0:3)	0:1	1:5 (1:3)	-	4:2 (3:0)	5:2 (3:2)	SWE	7	2	0	5	13	23	-10	6
7	KOR	1:6 (1:3)	1:2 (0:2)	2:4 (1:1)	0:2 (0:1)	2:0	2:4 (0:3)	-	5:5 (3:2)	KOR	7	1	1	5	13	23	-10	4
8	ALG	0:5 (0:1)	6:8 (3:4)	1:3 (1:0)	1:6 (0:3)	2:4 (1:1)	2:5 (2:3)	5:5 (2:3)	-	ALG	7	0	1	6	17	36	-19	1

Goalball

Female Goalball

SK Handball Gymnasium



Rank	Country	Results
1	ISR:Israel	
2	CHN:China	
3	CAN:Canada	
4	AUS:Australia	
5	GBR:Great Britain	
6	JPN:Japan	
7	GRE:Greece	
8	FIN:Finland	



SEOUL 2015 IBSA WORLD GAMES

2015 서울 세계 시각장애인 경기대회



SEOUL 2015 IBSA WORLD GAMES

SEOUL, SOUTH KOREA, 10th-17th MAY 2015

SHOWDOWN WORLD CHAMPIONSHIPS

RESULTS

Final Results

Ladies

- 01 Hanna Vilmi FI
- 02 Jaana Pesari FI
- 03 Elzbieta Mielczarek PL
- 04 Chiara di Liddo IT
- 05 Tanja Oraníc SI
- 06 Sanja Kos SI
- 07 Elvira Sjöblom SE
- 08 Anja S.,V. Svendsen DK
- 09 Liene Fibiga LV
- 10 Tove Knudsen DK
- 11 Stine Skovbon DK
- 12 Mariah Sethsen SE
- 13 Kyoungghwa Lee KR
- 14 Chunmae Kim KR

Gentlemen

- 01 Leander Sachs NL
- 02 Marco Ferrigno IT
- 03 Ari Lahtinen FI
- 04 Teemu Ruuhonen FI

05 Peter Zidar SI

06 Adrian Sloninka PL

07 Claudio Quitral SE

08 Juha Oikarainen FI

09 Miha Susman SI

10 Vladislav Lapchenko RU

11 Christoffer Örnevik SE

12 Pavel David CZ

13 Ziedonis Mazurs LV

14 Jung Bin Kim KR

15 Jörn Rosendal Pedersen DK

16 Brian Winther Knudsen DK

17 Martin Osewald DE

18 Kyoung Mo Jung KR

Ladies

Quarter finals

Hanna Vilmi - Anja S.V. Svendsen 3-0

Jaana Pesari - Sanja Kos 3-0

Chiara di Liddo - Elvira Sjöblom 3-1

Elzbieta Mielczarek - Tanja Oraníc 3-0

Semi Finals:

Hanna Vilmi - Elzbieta Mielczarek 3-2

Jaana Pesari - Chiara di Liddo 3-1

Bronze Match:

Chiara di Liddo - Elzbieta Mielczarek 1-3

Final:

Jaana Pesari - Hanna Vilmi 2-3

Places 5-8:

Anja S.V. Svendsen - Tanja Oranić 0-2

Sanja Kos - elvira Sjöblom 2-0

Gentlemen

Quarter Finals:

Leander Sachs - Peter Zidar 3-2

adrian Sloninka - Ari Lahtinen 1-3

Juha Oikarainen - Marco Ferrigno 0-3

Claudio Quitral - Teemu Ruohonen 0-3

Semi Finals:

Leander Sachs - Teemu Ruuhonen 3-1

Ari Lahtinen - Marco Ferrigno 0-3

Bronze Match:

Ari Lahtinen - Teemu Ruuhonen 3-1

Final:

Marco Ferrigno - Leander Sachs 1-3

places 5-8:

Peter Zidar - Claudio Quitral 2-1

Adrian Sloninka - Juha Okarainen 2-0